Schlumberger

Company: **Lakes Oil N.L.**

Well: **Wombat−4**
Field: **Wombat**
Rig: **Hunt #2** Country: **Australia**

Rig: Hunt #2
Field: Wombat
Location: GIPPSLAND BASIN
Well: Wombat−4
Company: Lakes Oil N.L.

Mechanical Side Wall Coring Tool Log

Run 4

LOCATION

GIPPSLAND BASIN	Elev.:	K.B.	26.65 m
557511051 E		G.L.	23.00 m
5753093 N		D.F.	26.65 m

Permanent Datum:	Mean Sea Level	Elev.:	0.00 m
Log Measured From:	Drill Floor	26.65 m	above Perm. Datum
Drilling Measured From:	Drill Floor		

State:	Max. Well Deviation	Longitude	Latitude
Victoria	37.5 deg	147*7'35.531 S	38*22'13.069 E

	Run 1	Run 2	Run
Logging Date	14−Nov−2009		
Run Number	4		
Depth Driller	2500 m		
Schlumberger Depth	2460 m		
Bottom Log Interval	2460 m		
Top Log Interval	1383 m		
Casing Driller Size @ Depth	7.000 in @ 1375 m	@	
Casing Schlumberger	1375.5 m		
Bit Size	6.125 in		
Type Fluid In Hole	KCl/Polymer		
MUD Density / Viscosity	10.8 lbm/gal / 42 s		
MUD Fluid Loss / PH	14 cm3 / 8		
MUD Source Of Sample	Flowline		
RM @ Measured Temperature	0.247 ohm.m @ 30 degC	@	
RMF @ Measured Temperature	0.207 ohm.m @ 29 degC	@	
RMC @ Measured Temperature	0.418 ohm.m @ 24 degC	@	
Source RMF / RMC	Press / Press		
RM @ MRT / RMF @ MRT	0.121 @ 83 / 0.100 @ 83	@ / @	
Maximum Recorded Temperatures	83 degC / 83 / 83		
Circulation Stopped / Time	14−Nov−2009 / 6:30		
Logger On Bottom / Time	14−Nov−2009 / 21:30		
Unit Number / Location	3061 / AURM		
Recorded By	Omar Mazharullah/Gareth Lee		
Witnessed By	Tim O'Brien		

	Run 1	Run 2	Run
Logging Date			
Run Number			
Depth Driller			
Schlumberger Depth			
Bottom Log Interval			
Top Log Interval			
Casing Driller Size @ Depth		@	
Casing Schlumberger			
Bit Size			
Type Fluid In Hole			
MUD Density / Viscosity			
MUD Fluid Loss / PH			
MUD Source Of Sample			
RM @ Measured Temperature		@	
RMF @ Measured Temperature		@	
RMC @ Measured Temperature		@	
Source RMF / RMC			
RM @ MRT / RMF @ MRT	@	@	
Maximum Recorded Temperatures			
Circulation Stopped / Time			
Logger On Bottom / Time			
Unit Number / Location			
Recorded By			
Witnessed By			

@ @ @ @ @ @ @

Run 4

DEPTH SUMMARY LISTING

Date Created: 18−NOV−2009 11:29:07

Depth System Equipment

Depth Measuring Device		Tension Device		Logging Cable	
Type:	IDW−B	Type:	CMTD−B/A	Type:	7−42ZV XS
Serial Number:	3718	Serial Number:	20087	Serial Number:	6284
Calibration Date:	01−Jul−09	Calibration Date:	20−Oct−09	Length:	5482 M
Calibrator Serial Number:	30	Calibrator Serial Number:	1050	Conveyance Method:	Wireline
Calibration Cable Type:	7−42ZV XS	Number of Calibration Points:	0	Rig Type:	LAND
Wheel Correction 1:	−4				
Wheel Correction 2:	−4				

Depth Control Parameters

Log Sequence:	Subsequent Trip To the Well
Reference Log Name:	PEX−HRLA
Reference Log Run Number:	1
Reference Log Date:	11−Nov−09
Subsequent Trip Down Log Correction:	0.30 M

Depth Control Remarks

1. Schlumberger depth control policy followed
2. IDW used as primary depth control, Z−chart used for secondary depth control
3. Log correlated three times during coring program, as per client request
4.
5.
6.

DISCLAIMER
THE USE OF AND RELIANCE UPON THIS RECORDED−DATA BY THE HEREIN NAMED COMPANY (AND ANY OF ITS AFFILIATES, PARTNERS, REPRESENTATIVES, AGENTS, CONSULTANTS AND EMPLOYEES) IS SUBJECT TO THE TERMS AND CONDITIONS AGREED UPON BETWEEN SCHLUMBERGER AND THE COMPANY, INCLUDING: (a) RESTRICTIONS ON USE OF THE RECORDED−DATA; (b) DISCLAIMERS AND WAIVERS OF WARRANTIES AND REPRESENTATIONS REGARDING COMPANY’S USE OF AND RELIANCE UPON THE RECORDED−DATA; AND (c) CUSTOMER’S FULL AND SOLE RESPONSIBILITY FOR ANY INFERENCE DRAWN OR DECISION MADE IN CONNECTION WITH THE USE OF THIS RECORDED−DATA.

OTHER SERVICES1
OS1: HRLA−PEX−HNGS
OS2: FMI−SS
OS3: VSI−4
OS4: Perfo
OS5:

REMARKS: RUN NUMBER 1
− Wombat 4 is an appraisal well in Gippsland Basin
− Toolstring run as per tool sketch.
− MSCT configured for small hole. Standoffs and bumpers removed.
− 33 cores attempted in total.
− Cores packed and inspected by drilling supervisor and wellsite geologist.
− Core logs presented in order that the cores were taken, not in order of depth.

RUN 1			RUN 2		
SERVICE ORDER #:		B6PE−00025	SERVICE ORDER #:		
PROGRAM VERSION:		17C0−154	PROGRAM VERSION:		
FLUID LEVEL:		0 m	FLUID LEVEL:		
LOGGED INTERVAL	START	STOP	LOGGED INTERVAL	START	STOP

EQUIPMENT DESCRIPTION

RUN 1 | RUN 2

SURFACE EQUIPMENT

MCCM−AA
MCAG−AA
MCAP−AA 146
MCPP−AA 144

GSR−U/Y

DOWNHOLE EQUIPMENT

LEH−QT
LEH−QT 1183

12.97

SGT−P
SGH−K 3037
SGC−V 10245
SGD−TAB

Gamma Ray

8.45

12.08



MSCT−AA
MCEC−AA 181
ECH−KS 113
MCMU−AA 174
BIT−AA
MCFU_1−AA 17

10.40

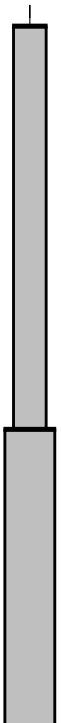

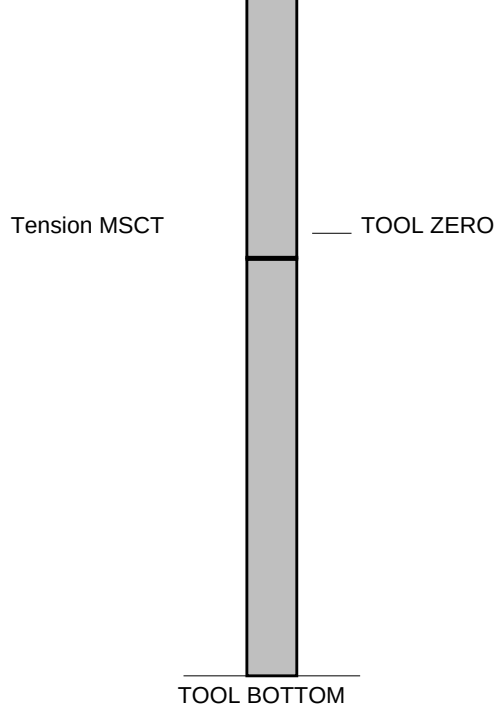

MAXIMUM STRING DIAMETER 5.25 IN
MEASUREMENTS RELATIVE TO TOOL ZERO
ALL LENGTHS IN METERS

Client:	Lakes Oil		
Well:	Wombat 4		
Field:	Wombat	Rig Name:	Hunt 2
State:	Victoria	Reference Datum:	Derrick Floor
Country:	Australia	Elevation:	26.6 m

Production String	(in) OD	(in) ID	(m) MD	Well Schematic	(m) MD	(in) OD	(in) ID	Casing String
					0.0	7.000		Casing String
					0.0	9.625		Casing String
					299.0	9.625		Casing Shoe
					299.0	8.500		Borehole Segment
					1361.3	7.000		Casing Shoe

					1361.3	8.500		Borehole Segment Bottom
					1361.0	6.125		Borehole Segment
					2500.0	6.125		Borehole Segment Bottom

Schlumberger

MSCT Summary

MAXIS Field Log

MSCT CORE REPORT

Core	Depth	Time Coring Began	Remark
1	10.6 (M)	20:48:44	Surface Check
2	1006.3 (M)		Motor Check at 1000m
3	1975.0 (M)	22:34:42	Core
4	1946.0 (M)	22:41:01	Core
5	1888.0 (M)	22:51:23	Core
6	1849.0 (M)	22:59:26	Core
7	1833.0 (M)	23:04:17	Core
8	1804.0 (M)	23:10:09	Core
9	1762.0 (M)	23:15:58	Core

10	1729.0 (M)	23:21:05	Core
11	1636.0 (M)	23:32:29	Core
12	1632.0 (M)	23:38:02	Core
13	1560.0 (M)	23:51:49	Core
14	1500.0 (M)	23:59:29	Core
15	1467.0 (M)	00:12:23	Core
16	1467.7 (M)	00:17:58	Core
17	1436.0 (M)	00:26:14	Core
18	1424.0 (M)	00:31:24	Core
19	1426.8 (M)	00:36:27	Core
20	1406.0 (M)	00:42:11	Core
21	1406.5 (M)	00:48:08	Core
22	1405.5 (M)	00:54:17	Core
23	1383.0 (M)	01:00:12	Core
24	1384.9 (M)	01:05:40	Core
25	2460.0 (M)	02:22:38	Core
26	2445.0 (M)	02:28:54	Core
27	2371.0 (M)	02:47:04	Core
28	2363.0 (M)	02:58:10	Core
29	2302.0 (M)	03:10:39	Core
30	2227.0 (M)	03:23:37	Core
31	2209.0 (M)	03:34:43	Core
32	2190.0 (M)	03:43:24	Core
33	2149.0 (M)	03:50:01	Core
34	2075.0 (M)	03:58:16	Core
35	2040.0 (M)	04:03:49	Core

Schlumberger

MSCT Station Logs

MAXIS Field Log

Company: **Well:**

Output DLIS Files

DEFAULT **MSCT_011LTP** **FN:10** **PRODUCER** **14−Nov−2009 22:33** **1975.0 M**

Elapsed Time (s)	Event Summary
205.2	Anchor Shoe Closed
145.6	Coring Stopped
95.2	Coring Started
52.8	Anchor Shoe Open
44.4	Marker 3
44.4	Core 3 at 1975.0(M)
0.0	Coring Stopped

PIP SUMMARY

Time Mark Every 60 S

Hydraulic Motor Downhole Voltage (HMDV)
500 (V) 1000

Coring Motor Downhole Voltage (CMDV)
500 (V) 1000

Motor Voltage Window
From MSCT_LMVL to MSCT_UMVL

Limit Switch From D3T to MSCT_LSWI

Kinematics Pressure (RPPV)
0 (PSIG) 5000

(SSTA) 0 (----) 10

Hydraulic Motor Current (HMCU) 0 (AMPS) 2

Elapsed Time (ETIM) (S)

Hydraulic Pump Pressure (HPPR) 0 (PSIG) 5000

Coring Motor Linear Position (CMLP) 0 (IN) 2.5

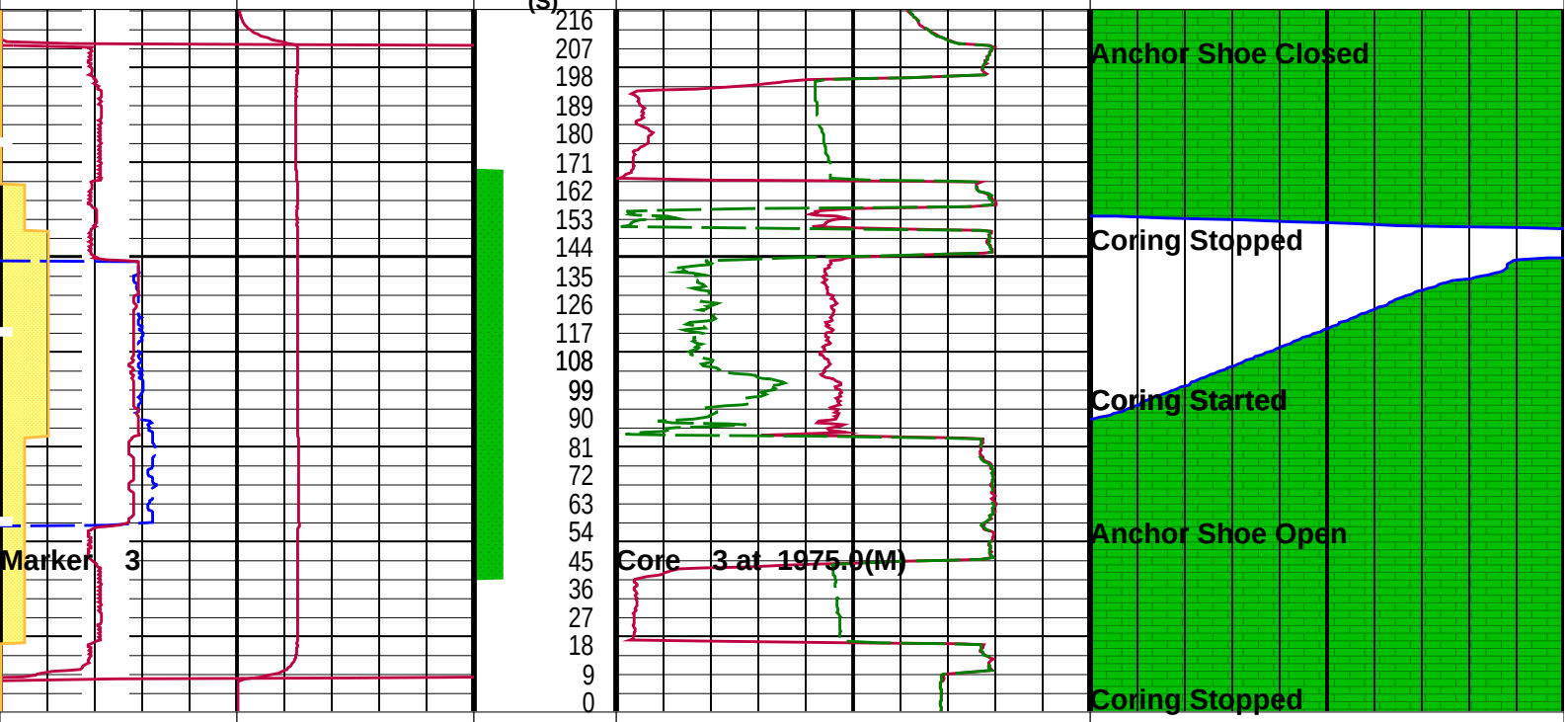

(SSTA) 0 (----) 10

Hydraulic Motor Current (HMCU) 0 (AMPS) 2

Elapsed Time (ETIM) (S)

Hydraulic Pump Pressure (HPPR) 0 (PSIG) 5000

Coring Motor Linear Position (CMLP) 0 (IN) 2.5

Motor Voltage Window
From MSCT_LMVL to MSCT_UMVL

Limit Switch From D3T to MSCT_LSWI

Kinematics Pressure (RPPV)
0 (PSIG) 5000

Coring Motor Downhole Voltage (CMDV)
500 (V) 1000

Hydraulic Motor Downhole Voltage (HMDV)
500 (V) 1000

PIP SUMMARY

Time Mark Every 60 S

Parameters

DLIS Name	Description	Value

DLIS Name	Description	Value
SOFF	MSCT−AA: Mechanical Sidewall Coring Tool Standoff	0 IN

Format: MSCT_CUSTOMER_Station Vertical Scale: 1" per 60S Graphics File Created: 14−Nov−2009 22:33

OP System Version: 17C0−154

MSCT−AA	17C0−154	SGT−P	17C0−154

Output DLIS Files

DEFAULT	MSCT_011LTP	FN:10	PRODUCER	14−Nov−2009 22:33

Company: Well:

Output DLIS Files

DEFAULT	MSCT_014LTP	FN:13	PRODUCER	14−Nov−2009 22:39	1946.0 M

Elapsed Time (s)	Event Summary
186.4	Anchor Shoe Closed
119.6	Coring Stopped
75.6	Coring Started
52.4	Anchor Shoe Open
44.0	Marker 4
44.0	Core 4 at 1946.0(M)

PIP SUMMARY

Time Mark Every 60 S

Hydraulic Motor Downhole Voltage (HMDV)
500 (V) 1000

Coring Motor Downhole Voltage (CMDV)
500 (V) 1000

Motor Voltage Window
From MSCT_LMVL to MSCT_UMVL

Limit Switch From D3T to MSCT_LSWI

Kinematics Pressure (RPPV)
0 (PSIG) 5000

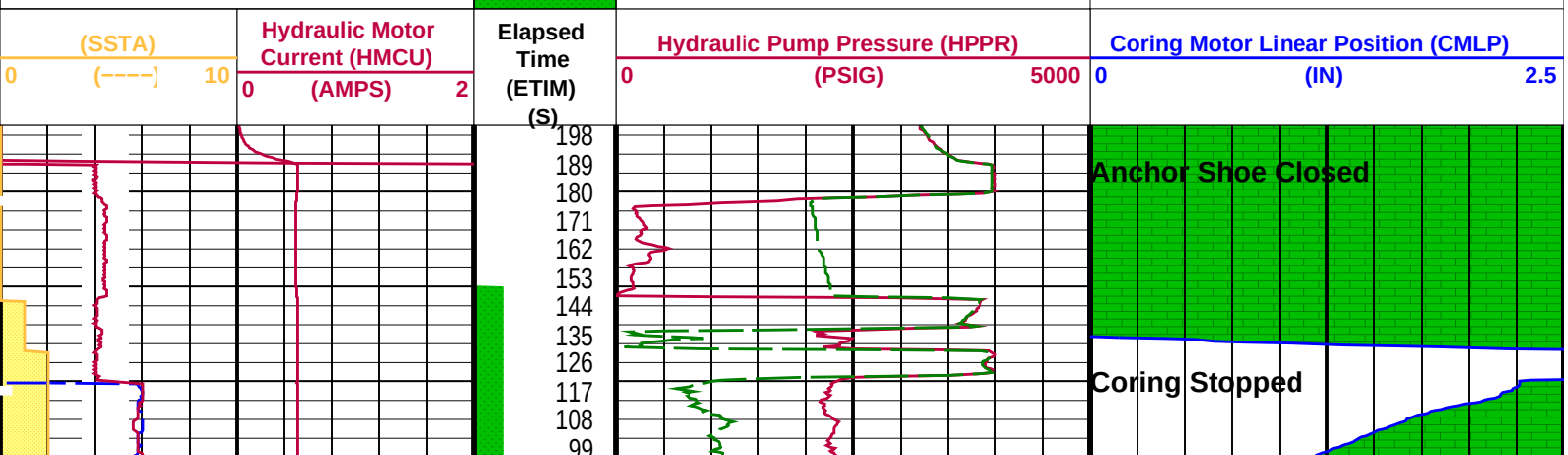

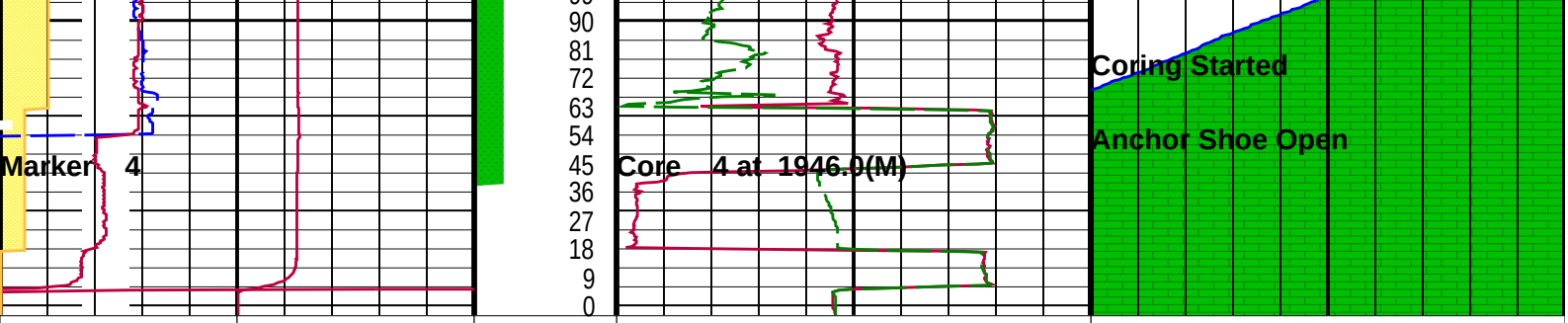

(SSTA)	Hydraulic Motor Current (HMCU)	Elapsed Time (ETIM) (S)	Hydraulic Pump Pressure (HPPR)	Coring Motor Linear Position (CMLP)
0 (----) 10	0 (AMPS) 2		0 (PSIG) 5000	0 (IN) 2.5

Motor Voltage Window
From MSCT_LMVL to MSCT_UMVL

Limit Switch From D3T to MSCT_LSWI

Kinematics Pressure (RPPV)
0 (PSIG) 5000

Coring Motor Downhole Voltage (CMDV)
500 (V) 1000

Hydraulic Motor Downhole Voltage (HMDV)
500 (V) 1000

PIP SUMMARY

Time Mark Every 60 S

Parameters

DLIS Name	Description	Value
SOFF	MSCT−AA: Mechanical Sidewall Coring Tool Standoff	0 IN

Format: MSCT_CUSTOMER_Station Vertical Scale: 1" per 60S Graphics File Created: 14−Nov−2009 22:39

OP System Version: 17C0−154

MSCT−AA	17C0−154	SGT−P	17C0−154

Output DLIS Files

DEFAULT	MSCT_014LTP	FN:13	PRODUCER	14−Nov−2009 22:39

Company: Well:

Output DLIS Files

DEFAULT	MSCT_017LTP	FN:16	PRODUCER	14−Nov−2009 22:49	1888.0 M

Elapsed Time (s)	Event Summary
242.0	Anchor Shoe Closed
177.6	Coring Stopped
96.0	Coring Started
66.0	Anchor Shoe Open
61.2	Marker 5
61.2	Core 5 at 1888.0(M)

PIP SUMMARY

Time Mark Every 60 S

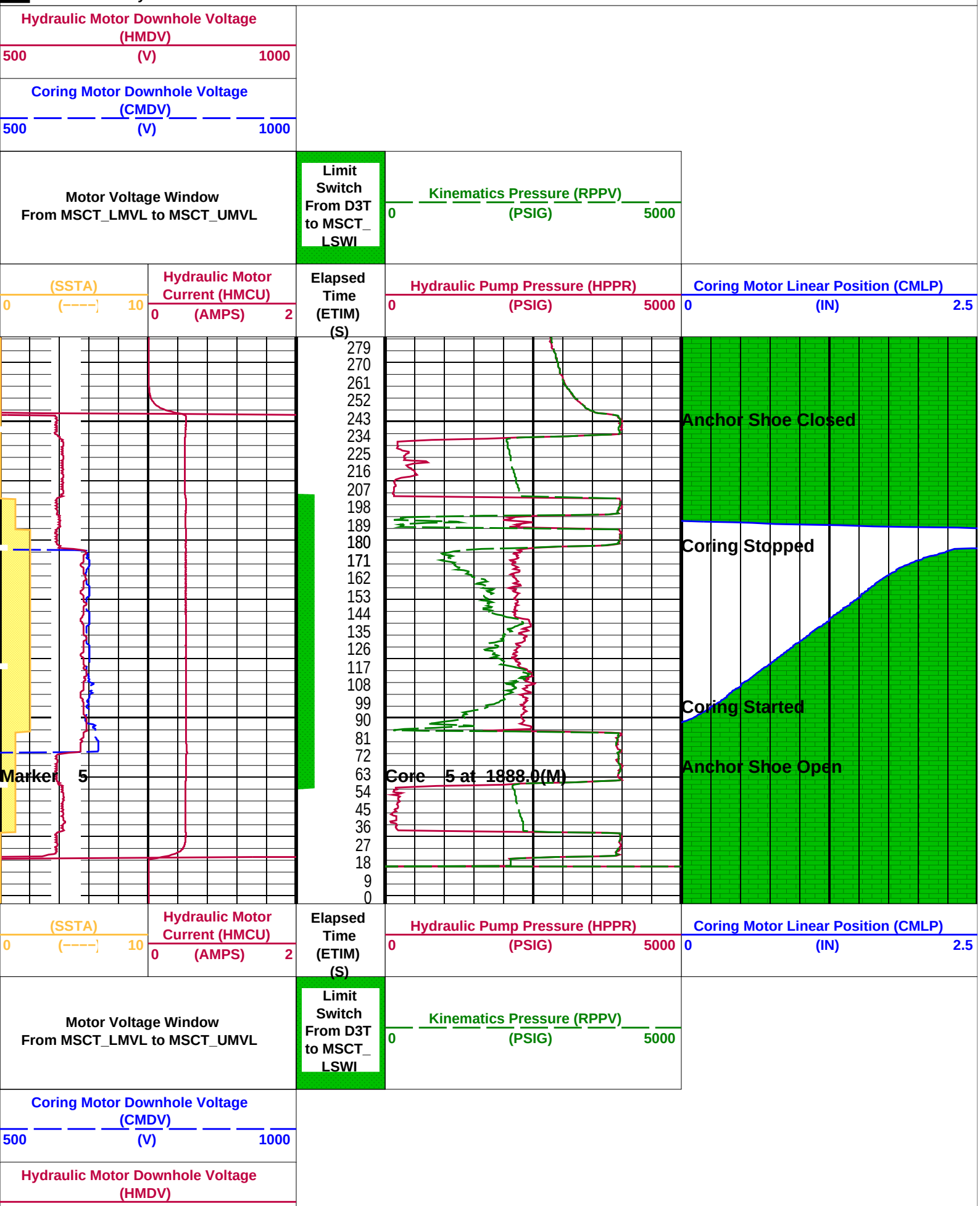

500 (V) 1000

PIP SUMMARY

Time Mark Every 60 S

Parameters

DLIS Name	Description	Value
SOFF	MSCT−AA: Mechanical Sidewall Coring Tool Standoff	0 IN

Format: MSCT_CUSTOMER_Station Vertical Scale: 1" per 60S Graphics File Created: 14−Nov−2009 22:49

OP System Version: 17C0−154

MSCT−AA	17C0−154	SGT−P	17C0−154

Output DLIS Files

DEFAULT	MSCT_017LTP	FN:16	PRODUCER	14−Nov−2009 22:49

Company: Well:

Output DLIS Files

DEFAULT	MSCT_020LTP	FN:19	PRODUCER	14−Nov−2009 22:57	1849.0 M

Elapsed Time (s)	Event Summary
173.6	Anchor Shoe Closed
106.0	Coring Stopped
70.4	Coring Started
50.4	Anchor Shoe Open
43.2	Marker 6
43.2	Core 6 at 1849.0(M)

PIP SUMMARY

Time Mark Every 60 S

Hydraulic Motor Downhole Voltage (HMDV)
500 (V) 1000

Coring Motor Downhole Voltage (CMDV)
500 (V) 1000

Motor Voltage Window
From MSCT_LMVL to MSCT_UMVL

Limit Switch From D3T to MSCT_LSWI

Kinematics Pressure (RPPV)
0 (PSIG) 5000

(SSTA)
0 (−−−−) 10

Hydraulic Motor Current (HMCU)
0 (AMPS) 2

Elapsed Time (ETIM) (S)

Hydraulic Pump Pressure (HPPR)
0 (PSIG) 5000

Coring Motor Linear Position (CMLP)
0 (IN) 2.5



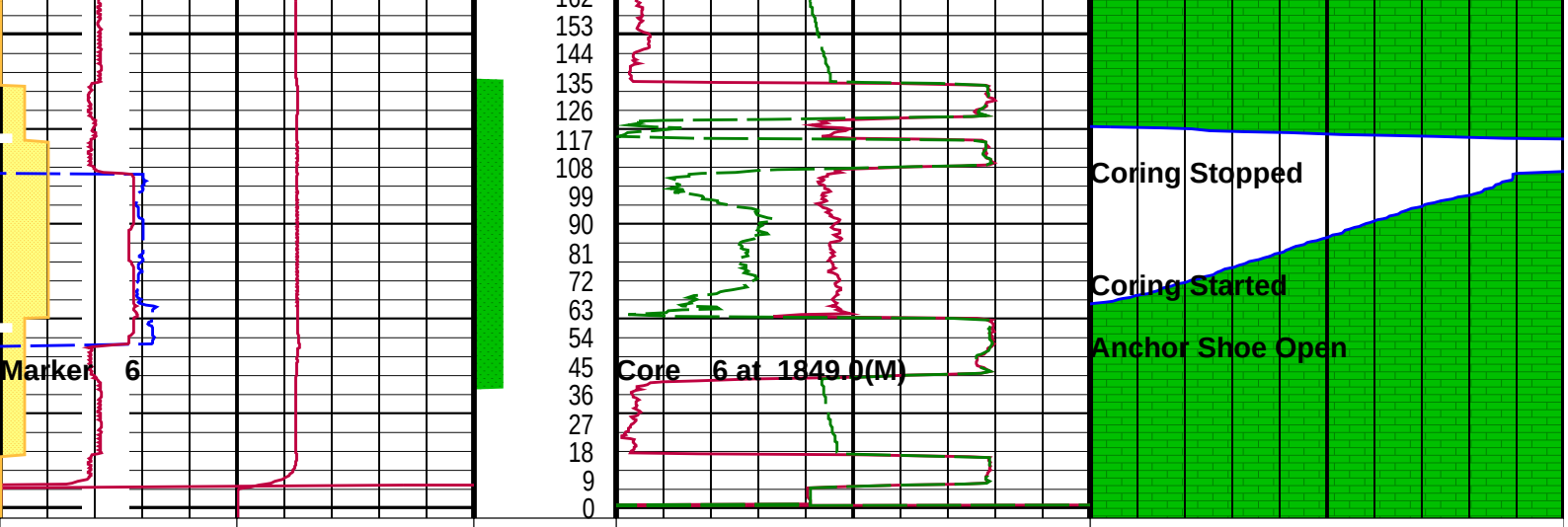

(SSTA)	Hydraulic Motor Current (HMCU)	Elapsed Time (ETIM) (S)	Hydraulic Pump Pressure (HPPR)	Coring Motor Linear Position (CMLP)
0 (----) 10	0 (AMPS) 2		0 (PSIG) 5000	0 (IN) 2.5

Motor Voltage Window From MSCT_LMVL to MSCT_UMVL	Limit Switch From D3T to MSCT_LSWI	Kinematics Pressure (RPPV)
		0 (PSIG) 5000

Coring Motor Downhole Voltage (CMDV)	Hydraulic Motor Downhole Voltage (HMDV)
500 (V) 1000	500 (V) 1000

PIP SUMMARY

Time Mark Every 60 S

Parameters

DLIS Name	Description	Value
	MSCT−AA: Mechanical Sidewall Coring Tool	
SOFF	Standoff	0 IN

Format: MSCT_CUSTOMER_Station Vertical Scale: 1" per 60S Graphics File Created: 14−Nov−2009 22:57

OP System Version: 17C0−154

MSCT−AA	17C0−154	SGT−P	17C0−154

Output DLIS Files

DEFAULT	MSCT_020LTP	FN:19	PRODUCER	14−Nov−2009 22:57

Company: Well:

Output DLIS Files

DEFAULT	MSCT_022LTP	FN:21	PRODUCER	14−Nov−2009 23:02	1833.0 M

Elapsed Time (s)	Event Summary
187.2	Anchor Shoe Closed

128.4	Coring Stopped
78.0	Coring Started
62.4	Anchor Shoe Open
55.6	Marker 7
55.6	Core 7 at 1833.0(M)

PIP SUMMARY

Time Mark Every 60 S

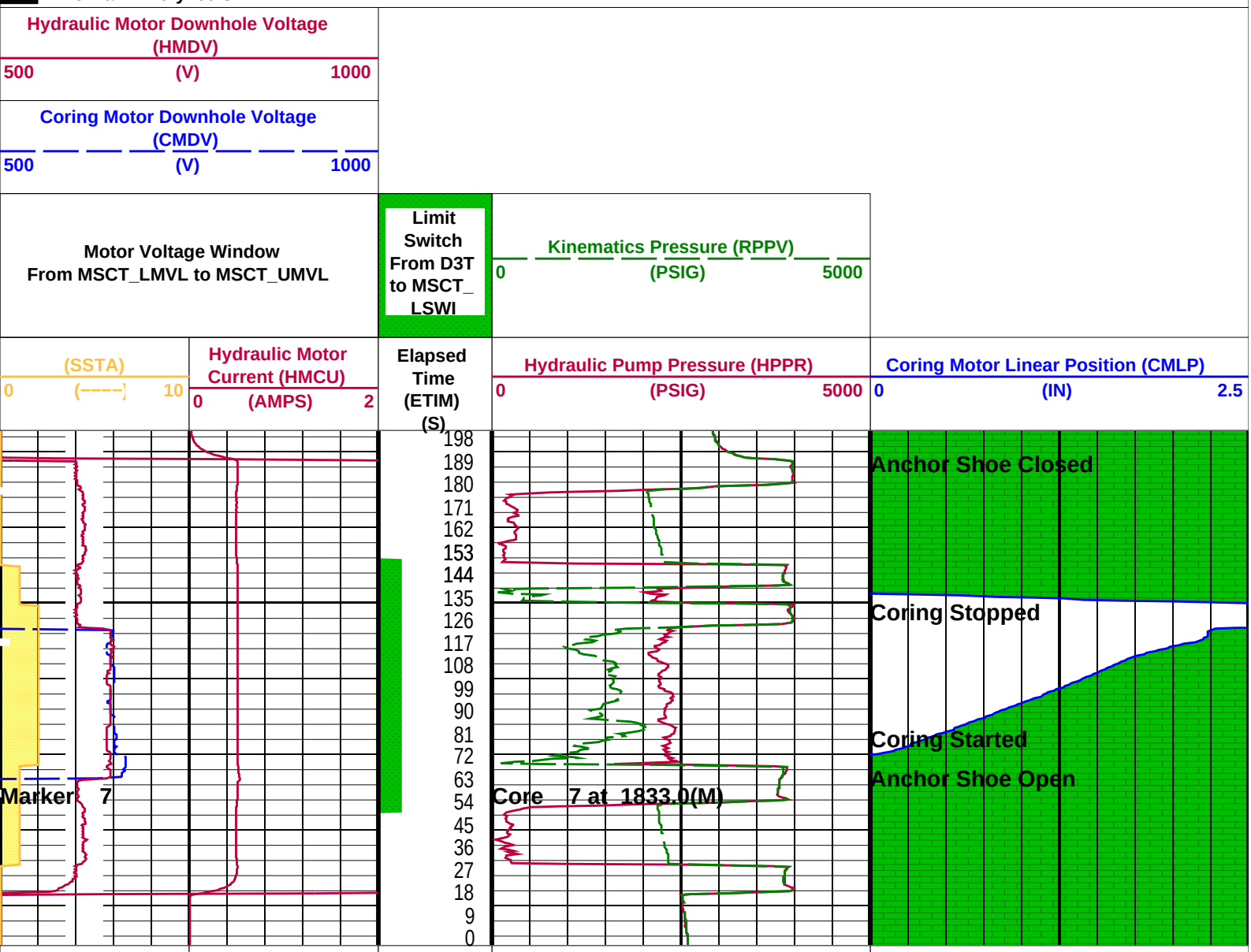

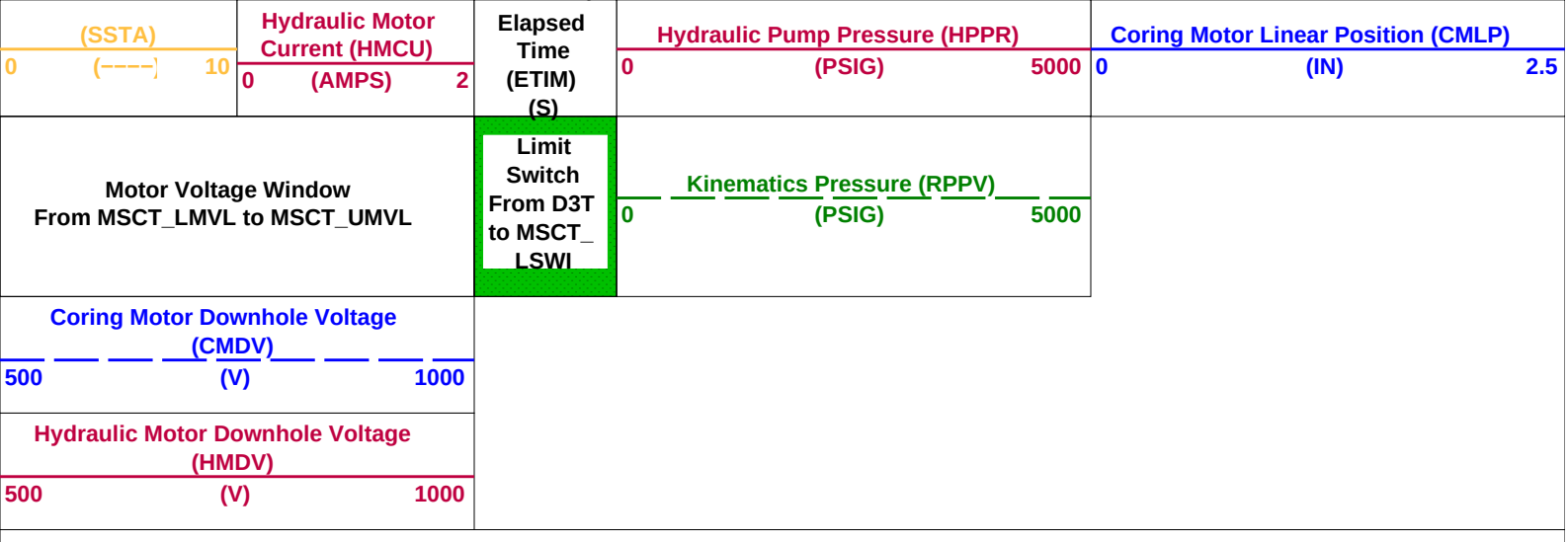

Time Mark Every 60 S

Parameters

DLIS Name	Description	Value
SOFF	MSCT−AA: Mechanical Sidewall Coring Tool Standoff	0 IN

Format: MSCT_CUSTOMER_Station Vertical Scale: 1" per 60S Graphics File Created: 14−Nov−2009 23:02

OP System Version: 17C0−154

MSCT−AA	17C0−154	SGT−P	17C0−154

Output DLIS Files

DEFAULT	MSCT_022LTP	FN:21	PRODUCER	14−Nov−2009 23:02

Company: Well:

Output DLIS Files

DEFAULT	MSCT_025LTP	FN:24	PRODUCER	14−Nov−2009 23:08	1804.0 M

Elapsed Time (s)	Event Summary
188.0	Anchor Shoe Closed
124.0	Coring Stopped
68.4	Coring Started
52.0	Anchor Shoe Open
43.6	Marker 8
43.6	Core 8 at 1804.0(M)

PIP SUMMARY

Time Mark Every 60 S

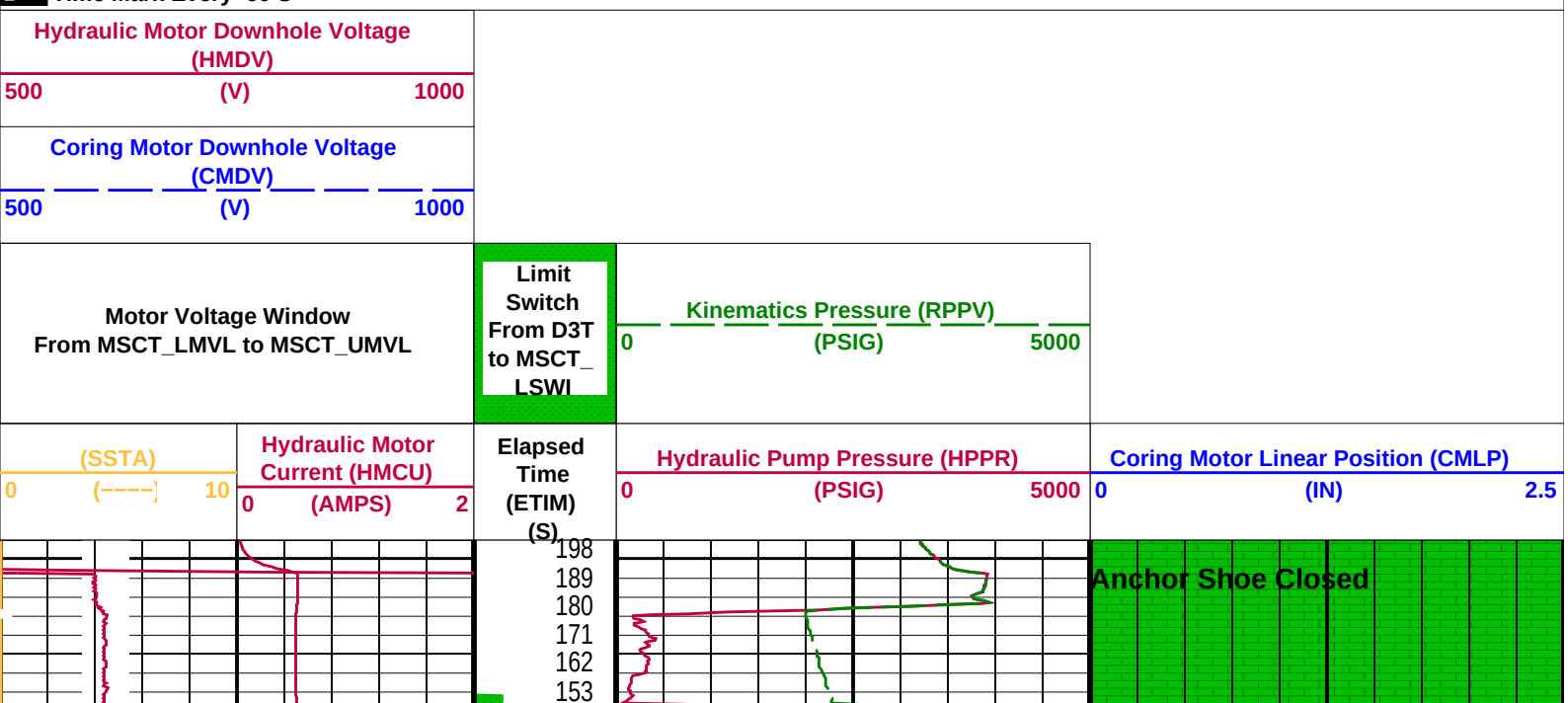

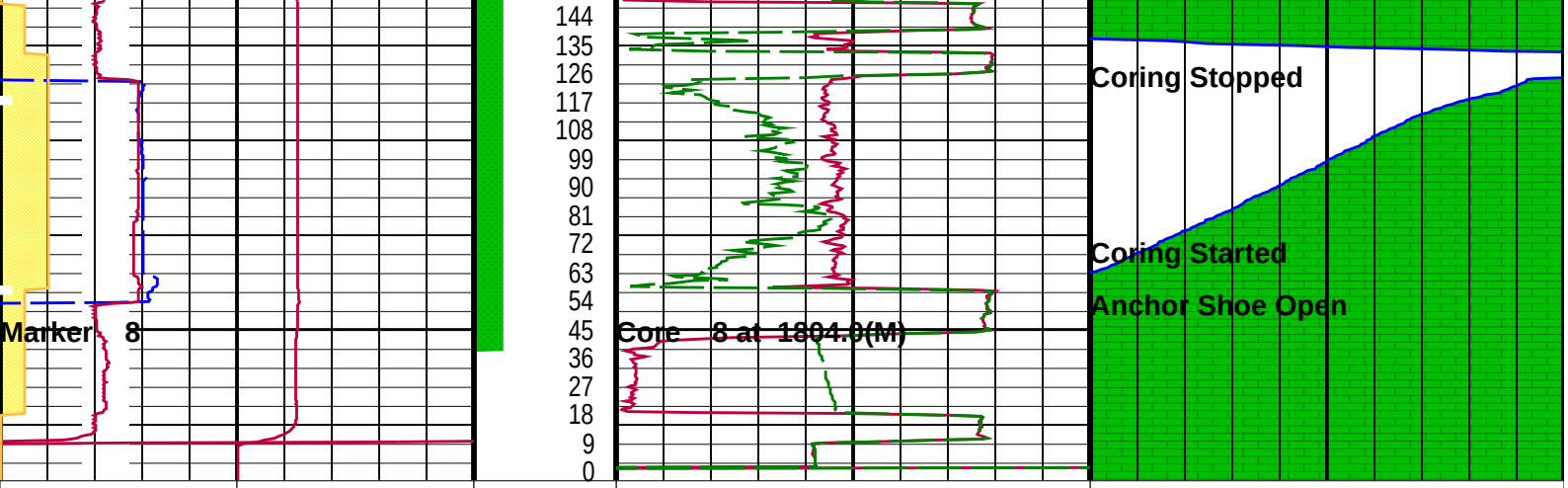

(SSTA)	Hydraulic Motor Current (HMCU)	Elapsed Time (ETIM) (S)	Hydraulic Pump Pressure (HPPR)	Coring Motor Linear Position (CMLP)
0 (----) 10	0 (AMPS) 2		0 (PSIG) 5000	0 (IN) 2.5

Motor Voltage Window From MSCT_LMVL to MSCT_UMVL	Limit Switch From D3T to MSCT_LSWI	Kinematics Pressure (RPPV)
		0 (PSIG) 5000

Coring Motor Downhole Voltage (CMDV)
500 (V) 1000

Hydraulic Motor Downhole Voltage (HMDV)
500 (V) 1000

PIP SUMMARY

Time Mark Every 60 S

Parameters

DLIS Name	Description	Value
	MSCT−AA: Mechanical Sidewall Coring Tool	
SOFF	Standoff	0 IN

Format: MSCT_CUSTOMER_Station Vertical Scale: 1" per 60S Graphics File Created: 14−Nov−2009 23:08

OP System Version: 17C0−154

MSCT−AA	17C0−154	SGT−P	17C0−154

Output DLIS Files

DEFAULT	MSCT_025LTP	FN:24	PRODUCER	14−Nov−2009 23:08

Company: Well:

Output DLIS Files

DEFAULT	MSCT_028LTP	FN:27	PRODUCER	14−Nov−2009 23:14	1762.0 M

Elapsed Time (s)	Event Summary
177.2	Anchor Shoe Closed
107.2	Coring Stopped

70.4	Coring Started
57.2	Anchor Shoe Open
48.8	Marker 9
48.8	Core 9 at 1762.0(M)

PIP SUMMARY

Time Mark Every 60 S

Hydraulic Motor Downhole Voltage (HMDV)
500 (V) 1000

Coring Motor Downhole Voltage (CMDV)
500 (V) 1000

Motor Voltage Window
From MSCT_LMVL to MSCT_UMVL

Limit Switch From D3T to MSCT_LSWI

Kinematics Pressure (RPPV)
0 (PSIG) 5000

(SSTA)
0 (----) 10

Hydraulic Motor Current (HMCU)
0 (AMPS) 2

Elapsed Time (ETIM) (S)

Hydraulic Pump Pressure (HPPR)
0 (PSIG) 5000

Coring Motor Linear Position (CMLP)
0 (IN) 2.5

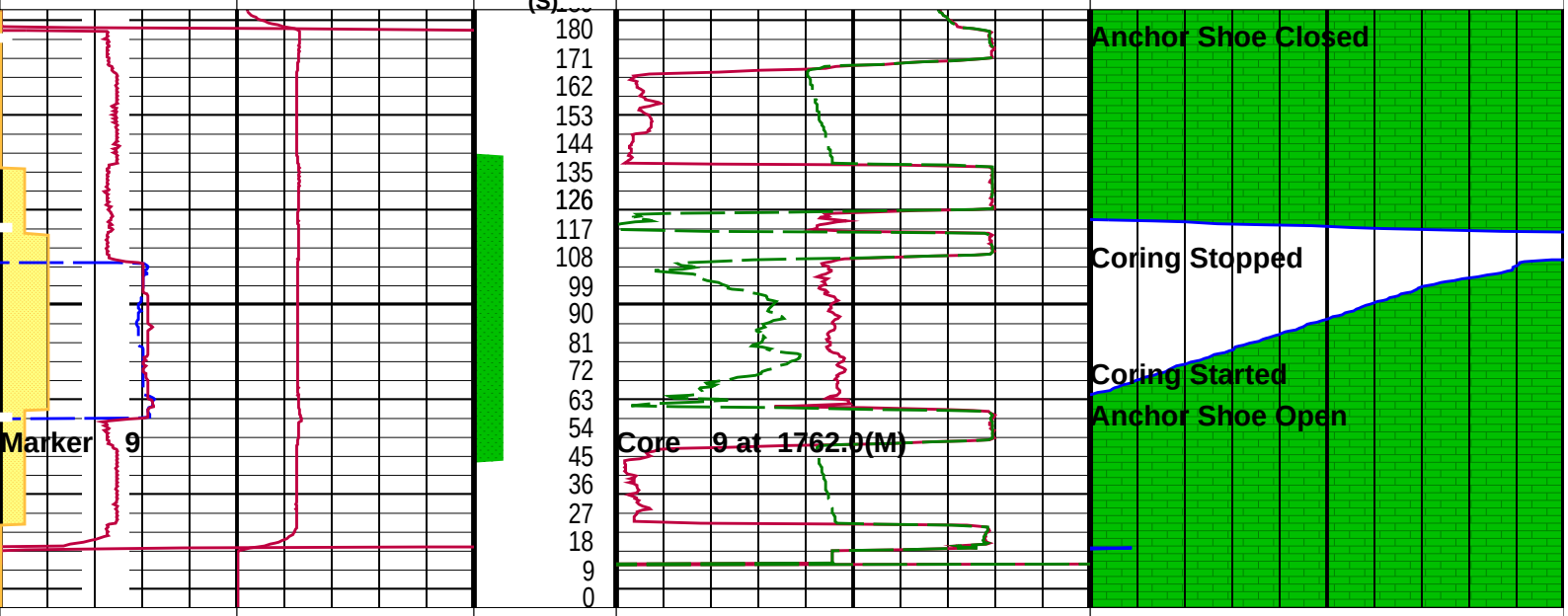

(SSTA)
0 (----) 10

Hydraulic Motor Current (HMCU)
0 (AMPS) 2

Elapsed Time (ETIM) (S)

Hydraulic Pump Pressure (HPPR)
0 (PSIG) 5000

Coring Motor Linear Position (CMLP)
0 (IN) 2.5

Motor Voltage Window
From MSCT_LMVL to MSCT_UMVL

Limit Switch From D3T to MSCT_LSWI

Kinematics Pressure (RPPV)
0 (PSIG) 5000

Coring Motor Downhole Voltage (CMDV)
500 (V) 1000

Hydraulic Motor Downhole Voltage (HMDV)
500 (V) 1000

PIP SUMMARY

Time Mark Every 60 S

Parameters

DLIS Name	Description	Value
SOFF	MSCT−AA: Mechanical Sidewall Coring Tool Standoff	0 IN

Format: MSCT_CUSTOMER_Station Vertical Scale: 1" per 60S Graphics File Created: 14−Nov−2009 23:14

OP System Version: 17C0−154

MSCT−AA	17C0−154	SGT−P	17C0−154

Output DLIS Files

DEFAULT	MSCT_028LTP	FN:27	PRODUCER	14−Nov−2009 23:14

Company: Well:

Output DLIS Files

DEFAULT	MSCT_031LTP	FN:30	PRODUCER	14−Nov−2009 23:19	1729.0 M

Elapsed Time (s)	Event Summary
199.6	Anchor Shoe Closed
140.0	Coring Stopped
62.0	Coring Started
46.4	Anchor Shoe Open
40.0	Marker 10
40.0	Core 10 at 1729.0(M)

PIP SUMMARY

Time Mark Every 60 S

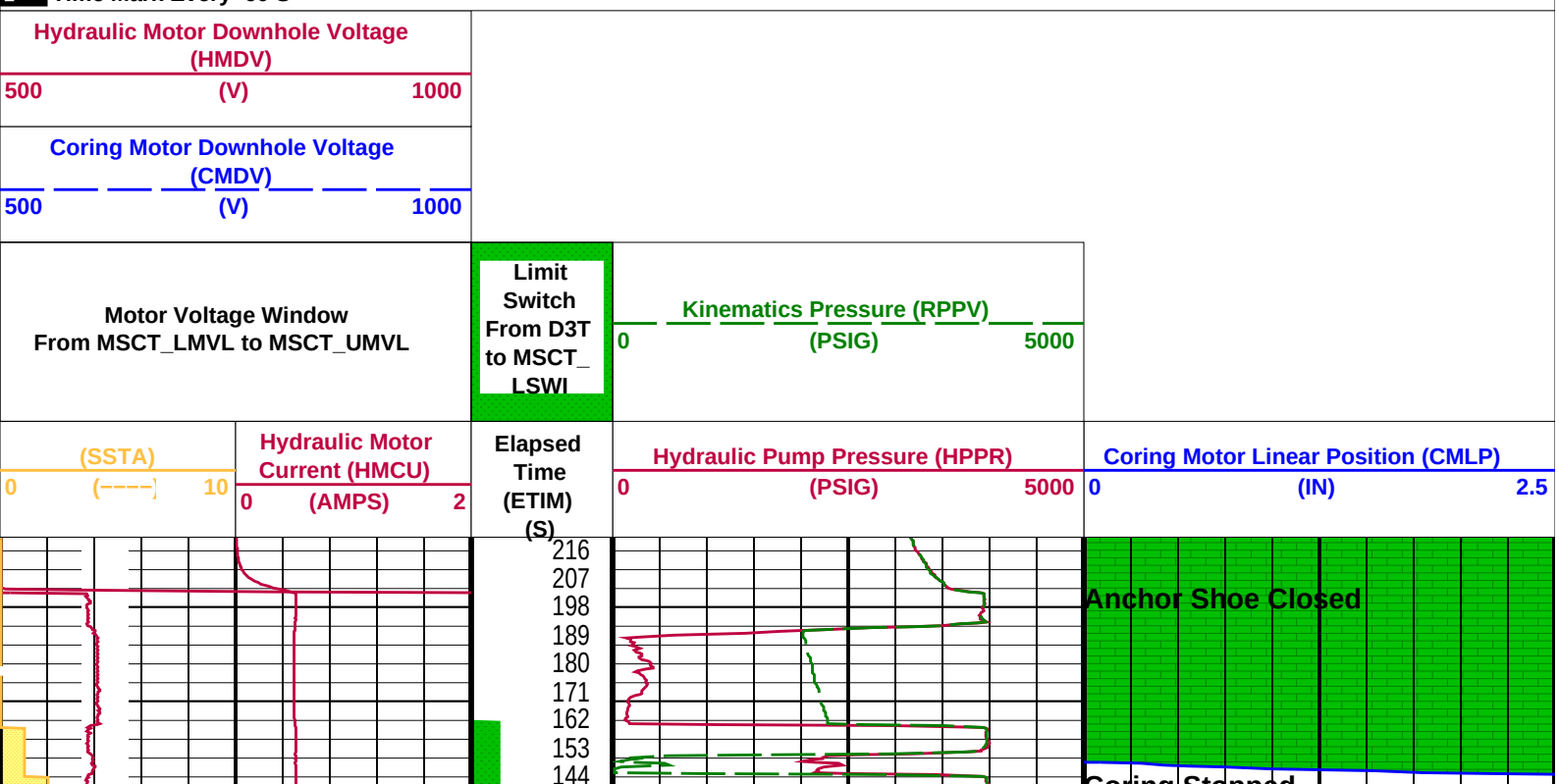

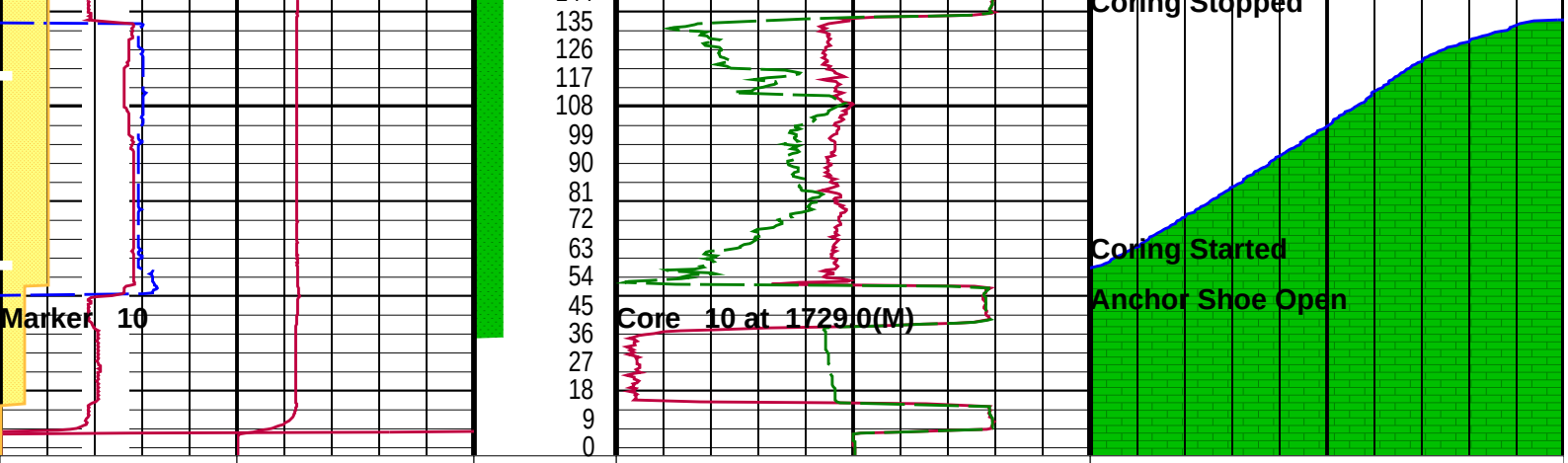

(SSTA)	Hydraulic Motor Current (HMCU)	Elapsed Time (ETIM) (S)	Hydraulic Pump Pressure (HPPR)	Coring Motor Linear Position (CMLP)
0 (----) 10	0 (AMPS) 2		0 (PSIG) 5000	0 (IN) 2.5

Motor Voltage Window From MSCT_LMVL to MSCT_UMVL	Limit Switch From D3T to MSCT_LSWI	Kinematics Pressure (RPPV)
		0 (PSIG) 5000

Coring Motor Downhole Voltage (CMDV)
500 (V) 1000

Hydraulic Motor Downhole Voltage (HMDV)
500 (V) 1000

PIP SUMMARY

Time Mark Every 60 S

Parameters

DLIS Name	Description	Value
	MSCT−AA: Mechanical Sidewall Coring Tool	
SOFF	Standoff	0 IN

Format: MSCT_CUSTOMER_Station Vertical Scale: 1" per 60S Graphics File Created: 14−Nov−2009 23:20

OP System Version: 17C0−154

MSCT−AA	17C0−154	SGT−P	17C0−154

Output DLIS Files

DEFAULT	MSCT_031LTP	FN:30	PRODUCER	14−Nov−2009 23:19

Company: Well:

Output DLIS Files

DEFAULT	MSCT_034LTP	FN:33	PRODUCER	14−Nov−2009 23:30	1636.0 M

Elapsed Time (s)	Event Summary
218.8	Anchor Shoe Closed
156.4	Coring Stopped
[illegible]	Coring Started

97.6	Coring Started
83.2	Anchor Shoe Open
76.0	Marker 11
76.0	Core 11 at 1636.0(M)

PIP SUMMARY

Time Mark Every 60 S

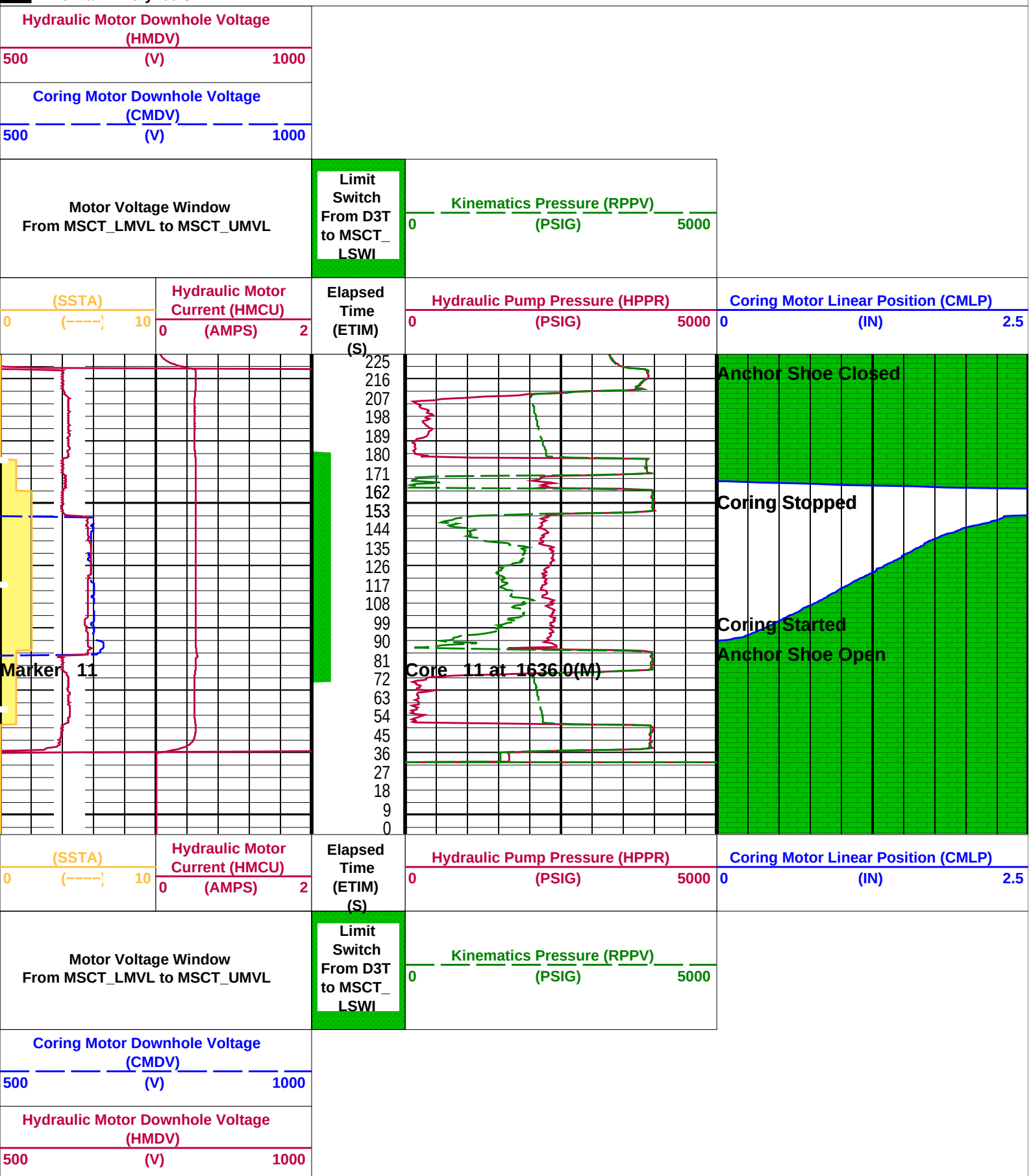

PIP SUMMARY

Time Mark Every 60 S

Parameters

DLIS Name	Description	Value
SOFF	MSCT−AA: Mechanical Sidewall Coring Tool Standoff	0 IN

Format: MSCT_CUSTOMER_Station Vertical Scale: 1" per 60S Graphics File Created: 14−Nov−2009 23:30

OP System Version: 17C0−154

MSCT−AA	17C0−154	SGT−P	17C0−154

Output DLIS Files

DEFAULT	MSCT_034LTP	FN:33	PRODUCER	14−Nov−2009 23:30

Company: Well:

Output DLIS Files

DEFAULT	MSCT_036LTP	FN:35	PRODUCER	14−Nov−2009 23:36	1632.0 M

Elapsed Time (s)	Event Summary
217.2	Anchor Shoe Closed
150.8	Coring Stopped
98.8	Coring Started
62.8	Anchor Shoe Open
58.0	Marker 12
58.0	Core 12 at 1632.0(M)

PIP SUMMARY

Time Mark Every 60 S

Hydraulic Motor Downhole Voltage (HMDV)
500 (V) 1000

Coring Motor Downhole Voltage (CMDV)
500 (V) 1000

Motor Voltage Window
From MSCT_LMVL to MSCT_UMVL

Limit Switch From D3T to MSCT_LSWI

Kinematics Pressure (RPPV)
0 (PSIG) 5000

(SSTA)
0 (−−−−) 10

Hydraulic Motor Current (HMCU)
0 (AMPS) 2

Elapsed Time (ETIM) (S)
243
234
225
216
207
198

Hydraulic Pump Pressure (HPPR)
0 (PSIG) 5000

Coring Motor Linear Position (CMLP)
0 (IN) 2.5

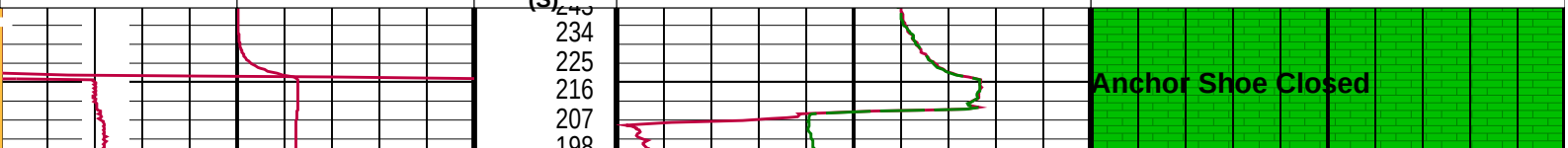

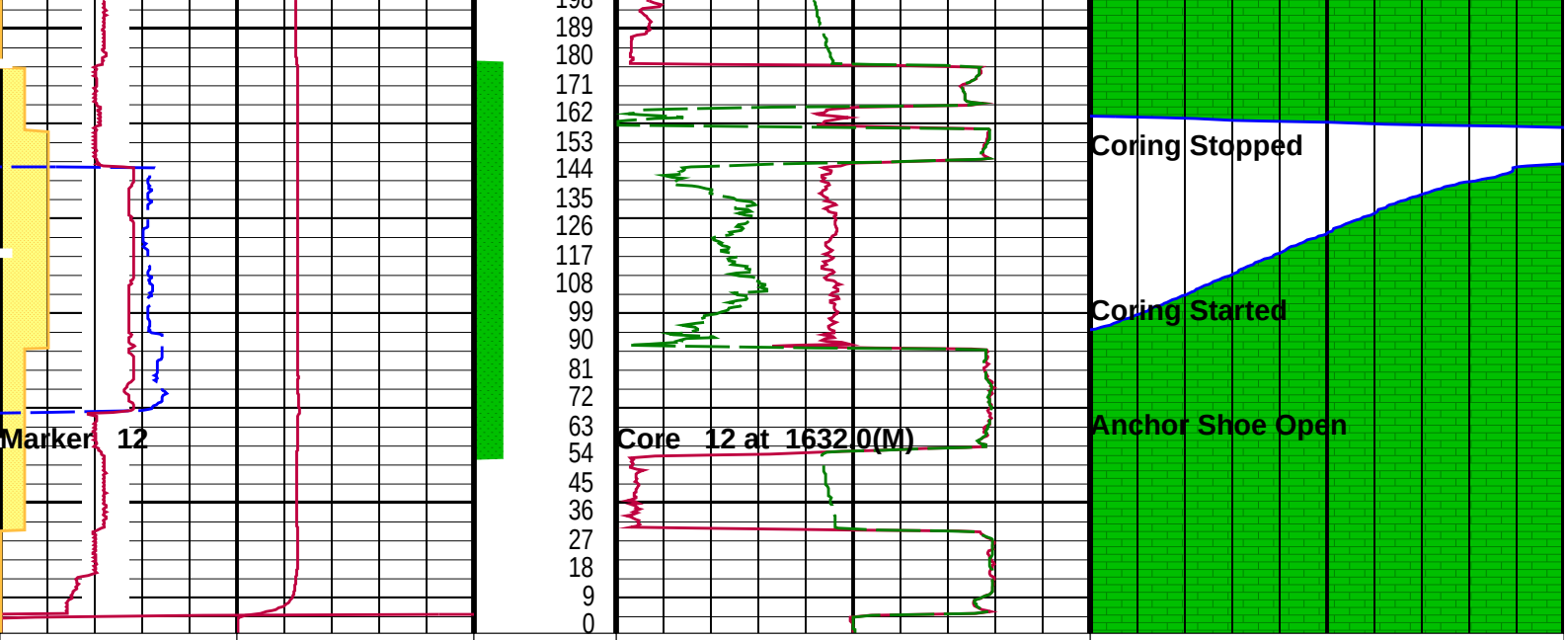

(SSTA)	Hydraulic Motor Current (HMCU)	Elapsed Time (ETIM) (S)	Hydraulic Pump Pressure (HPPR)	Coring Motor Linear Position (CMLP)
0 (----) 10	0 (AMPS) 2		0 (PSIG) 5000	0 (IN) 2.5

Motor Voltage Window From MSCT_LMVL to MSCT_UMVL	Limit Switch From D3T to MSCT_LSWI	Kinematics Pressure (RPPV)
		0 (PSIG) 5000

Coring Motor Downhole Voltage (CMDV)
500 (V) 1000

Hydraulic Motor Downhole Voltage (HMDV)
500 (V) 1000

PIP SUMMARY

Time Mark Every 60 S

Parameters

DLIS Name	Description	Value
	MSCT−AA: Mechanical Sidewall Coring Tool	
SOFF	Standoff	0 IN

Format: MSCT_CUSTOMER_Station Vertical Scale: 1" per 60S Graphics File Created: 14−Nov−2009 23:36

OP System Version: 17C0−154

MSCT−AA	17C0−154	SGT−P	17C0−154

Output DLIS Files

DEFAULT	MSCT_036LTP	FN:35	PRODUCER	14−Nov−2009 23:36

Company: Well:

Output DLIS Files

DEFAULT	MSCT_039LTP	FN:38	PRODUCER	14−Nov−2009 23:50	1560.0 M

Elapsed

Time (s)	Event Summary
187.2	Anchor Shoe Closed
118.8	Coring Stopped
85.6	Coring Started
54.4	Anchor Shoe Open
48.0	Marker 13
48.0	Core 13 at 1560.0(M)

PIP SUMMARY

Time Mark Every 60 S

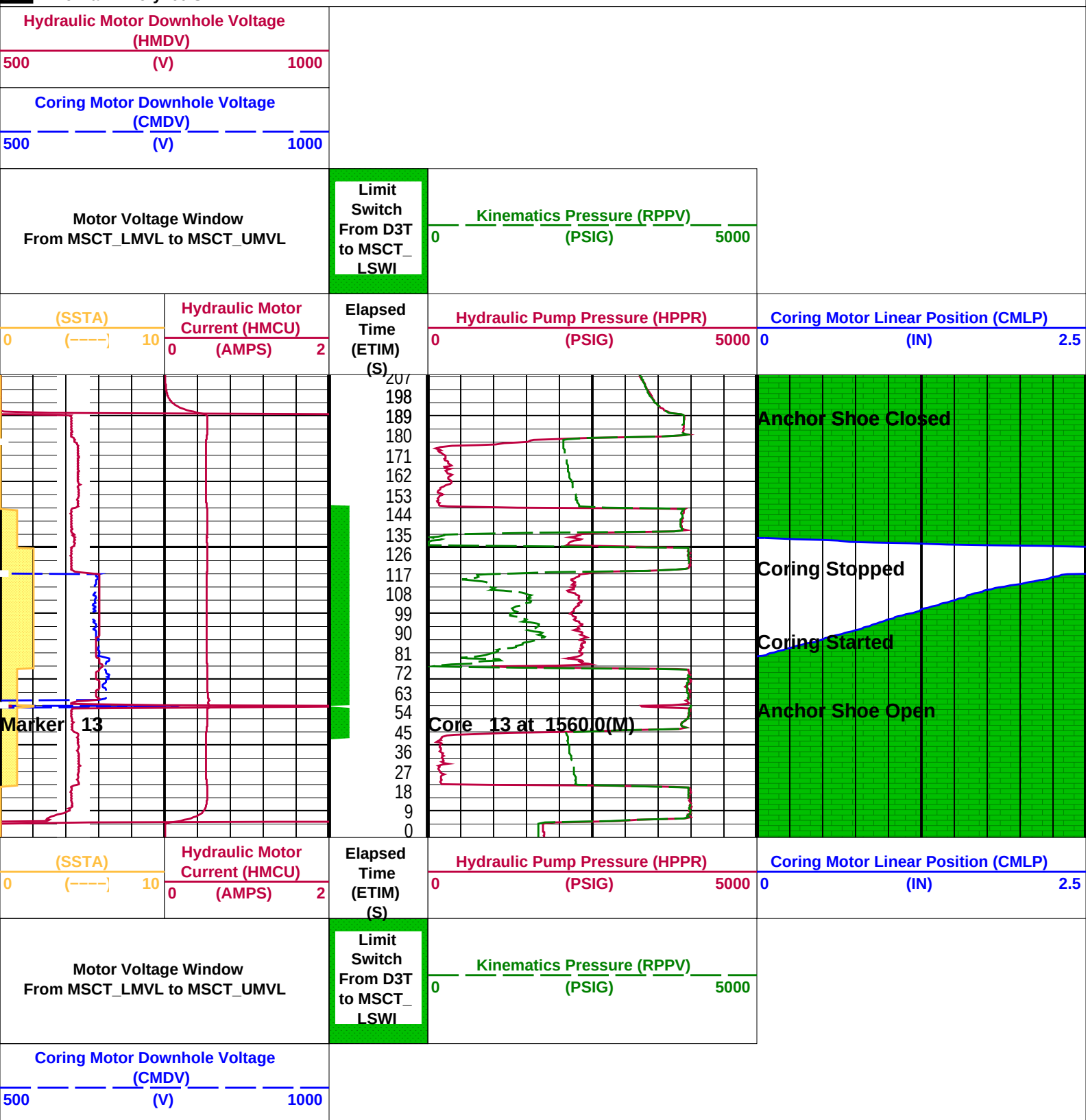

Hydraulic Motor Downhole Voltage (HMDV)

500 (V) 1000

PIP SUMMARY

Time Mark Every 60 S

Parameters

DLIS Name	Description	Value
SOFF	MSCT−AA: Mechanical Sidewall Coring Tool Standoff	0 IN

Format: MSCT_CUSTOMER_Station Vertical Scale: 1" per 60S Graphics File Created: 14−Nov−2009 23:50

OP System Version: 17C0−154

MSCT−AA 17C0−154 SGT−P 17C0−154

Output DLIS Files

DEFAULT MSCT_039LTP FN:38 PRODUCER 14−Nov−2009 23:50

Company: Well:

Output DLIS Files

DEFAULT MSCT_042LTP FN:41 PRODUCER 14−Nov−2009 23:58 1500.0 M

Elapsed Time (s)	Event Summary
363.6	Anchor Shoe Closed
296.8	Coring Stopped
76.0	Coring Started
53.2	Anchor Shoe Open
46.8	Marker 14
46.8	Core 14 at 1500.0(M)

PIP SUMMARY

Time Mark Every 60 S

Hydraulic Motor Downhole Voltage (HMDV)

500 (V) 1000

Coring Motor Downhole Voltage (CMDV)

500 (V) 1000

Motor Voltage Window From MSCT_LMVL to MSCT_UMVL

Limit Switch From D3T to MSCT_LSWI

Kinematics Pressure (RPPV)

0 (PSIG) 5000

(SSTA)

0 (−−−−) 10

Hydraulic Motor Current (HMCU)

0 (AMPS) 2

Elapsed Time (ETIM) (S)

Hydraulic Pump Pressure (HPPR)

0 (PSIG) 5000

Coring Motor Linear Position (CMLP)

0 (IN) 2.5



(SSTA)	Hydraulic Motor Current (HMCU)	Elapsed Time (ETIM) (S)	Hydraulic Pump Pressure (HPPR)	Coring Motor Linear Position (CMLP)
0 (----) 10	0 (AMPS) 2		0 (PSIG) 5000	0 (IN) 2.5

Motor Voltage Window From MSCT_LMVL to MSCT_UMVL	Limit Switch From D3T to MSCT_LSWI	Kinematics Pressure (RPPV)
		0 (PSIG) 5000

Coring Motor Downhole Voltage (CMDV)
500 (V) 1000

Hydraulic Motor Downhole Voltage (HMDV)
500 (V) 1000

PIP SUMMARY

Time Mark Every 60 S

Parameters

DLIS Name	Description	Value
SOFF	MSCT−AA: Mechanical Sidewall Coring Tool Standoff	0 IN

Format: MSCT_CUSTOMER_Station Vertical Scale: 1" per 60S Graphics File Created: 14−Nov−2009 23:58

OP System Version: 17C0−154

MSCT−AA	17C0−154	SGT−P	17C0−154

Output DLIS Files

DEFAULT	MSCT_042LTP	FN:41	PRODUCER	14−Nov−2009 23:58

Company: Well:

Output DLIS Files

DEFAULT	MSCT_045LTP	FN:44	PRODUCER	15−Nov−2009 00:11	1467.0 M

Elapsed Time (s)	Event Summary
166.8	Anchor Shoe Closed
91.2	Coring Stopped
71.6	Coring Started
55.6	Anchor Shoe Open
46.4	Marker 15
46.4	Core 15 at 1467.0(M)

PIP SUMMARY

Time Mark Every 60 S

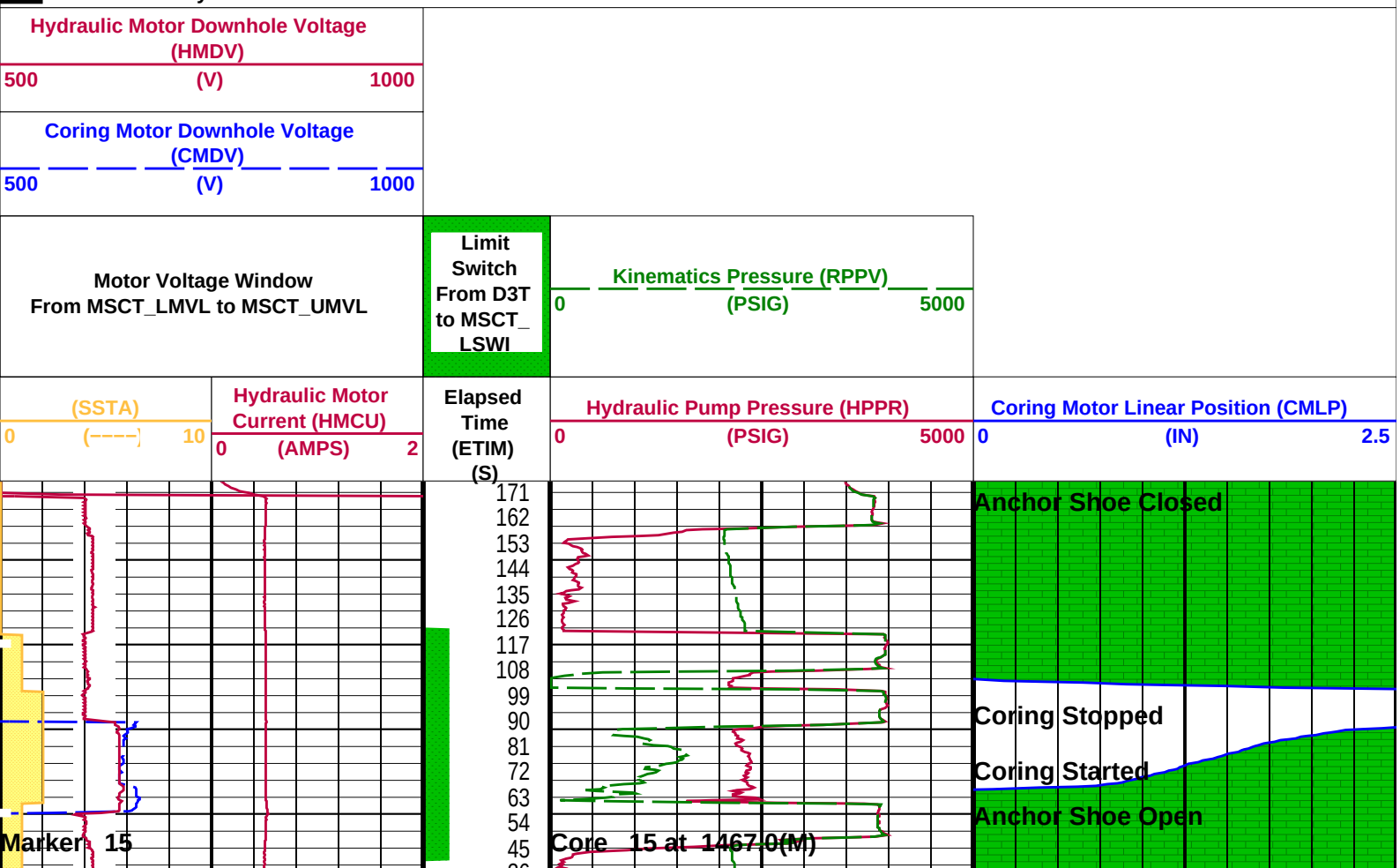

(SSTA)	Hydraulic Motor Current (HMCU)	Elapsed Time (ETIM) (S)	Hydraulic Pump Pressure (HPPR)	Coring Motor Linear Position (CMLP)
0 (----) 10	0 (AMPS) 2		0 (PSIG) 5000	0 (IN) 2.5

Motor Voltage Window
From MSCT_LMVL to MSCT_UMVL

Limit Switch From D3T to MSCT_LSWI

Kinematics Pressure (RPPV)
0 (PSIG) 5000

Coring Motor Downhole Voltage (CMDV)
500 (V) 1000

Hydraulic Motor Downhole Voltage (HMDV)
500 (V) 1000

PIP SUMMARY

Time Mark Every 60 S

Parameters

DLIS Name	Description	Value
	MSCT−AA: Mechanical Sidewall Coring Tool	
SOFF	Standoff	0 IN

Format: MSCT_CUSTOMER_Station Vertical Scale: 1" per 60S Graphics File Created: 15−Nov−2009 00:11

OP System Version: 17C0−154

MSCT−AA	17C0−154	SGT−P	17C0−154

Output DLIS Files

DEFAULT	MSCT_045LTP	FN:44	PRODUCER	15−Nov−2009 00:11

Company: Well:

Output DLIS Files

DEFAULT	MSCT_047LTP	FN:46	PRODUCER	15−Nov−2009 00:16	1467.7 M

Elapsed Time (s)	Event Summary
216.8	Anchor Shoe Closed
156.0	Coring Stopped
59.6	Coring Started
42.4	Anchor Shoe Open
35.2	Marker 16
35.2	Core 16 at 1467.7(M)

PIP SUMMARY

Time Mark Every 60 S

Hydraulic Motor Downhole Voltage

Hydraulic Motor Downhole Voltage (HMDV)
500 (V) 1000

Coring Motor Downhole Voltage (CMDV)
500 (V) 1000

Motor Voltage Window
From MSCT_LMVL to MSCT_UMVL

Limit Switch From D3T to MSCT_LSWI

Kinematics Pressure (RPPV)
0 (PSIG) 5000

(SSTA) 0 (----) 10

Hydraulic Motor Current (HMCU) 0 (AMPS) 2

Elapsed Time (ETIM) (S)

Hydraulic Pump Pressure (HPPR) 0 (PSIG) 5000

Coring Motor Linear Position (CMLP) 0 (IN) 2.5

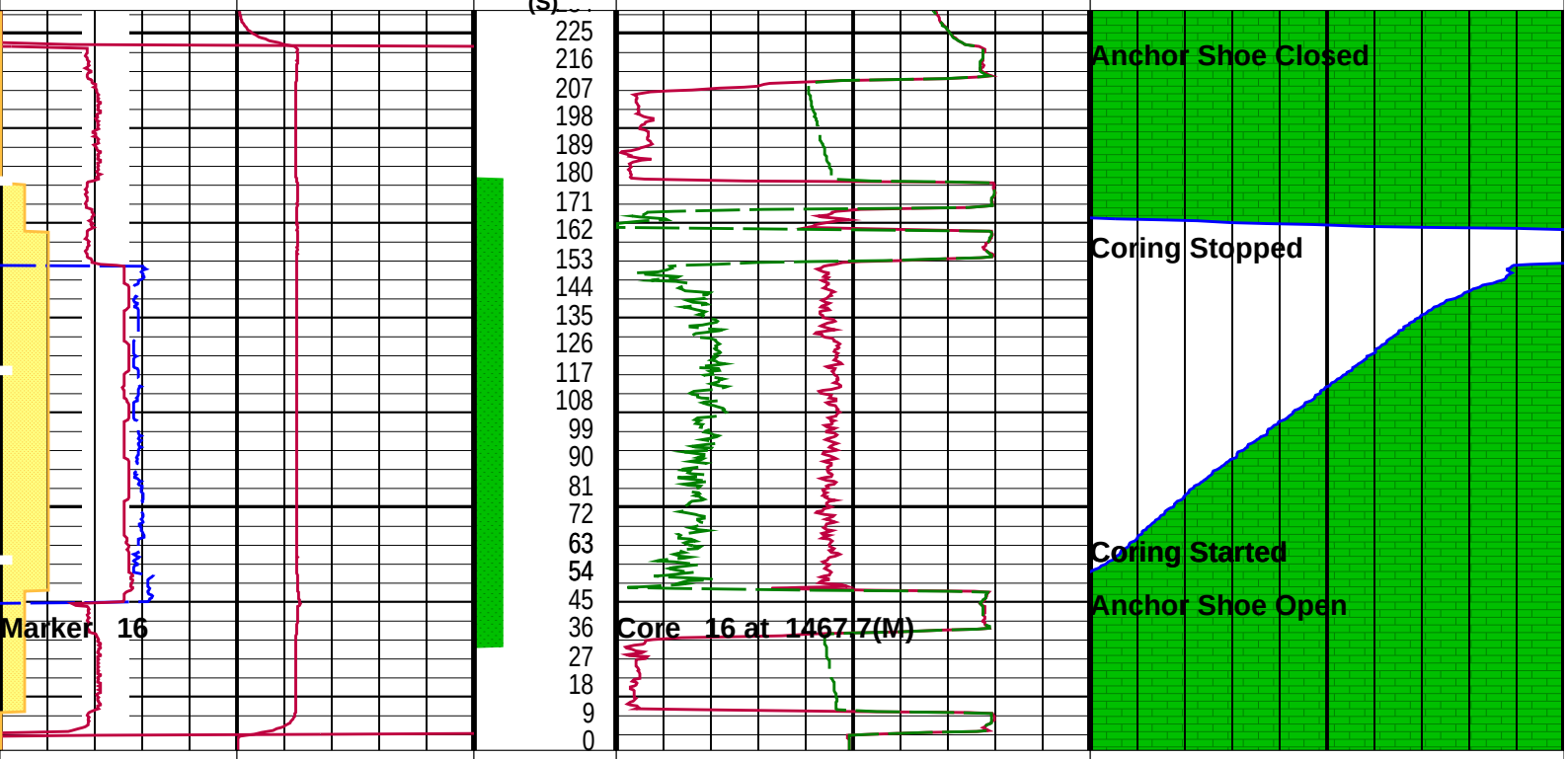

(SSTA) 0 (----) 10

Hydraulic Motor Current (HMCU) 0 (AMPS) 2

Elapsed Time (ETIM) (S)

Hydraulic Pump Pressure (HPPR) 0 (PSIG) 5000

Coring Motor Linear Position (CMLP) 0 (IN) 2.5

Motor Voltage Window
From MSCT_LMVL to MSCT_UMVL

Limit Switch From D3T to MSCT_LSWI

Kinematics Pressure (RPPV)
0 (PSIG) 5000

Coring Motor Downhole Voltage (CMDV)
500 (V) 1000

Hydraulic Motor Downhole Voltage (HMDV)
500 (V) 1000

PIP SUMMARY

Time Mark Every 60 S

Parameters

DLIS Name	Description	Value
SOFF	MSCT−AA: Mechanical Sidewall Coring Tool Standoff	0 IN

Format: MSCT_CUSTOMER_Station Vertical Scale: 1" per 60S Graphics File Created: 15−Nov−2009 00:16

OP System Version: 17C0−154

MSCT−AA	17C0−154	SGT−P	17C0−154

Output DLIS Files

DEFAULT	MSCT_047LTP	FN:46	PRODUCER	15−Nov−2009 00:16

Company: Well:

Output DLIS Files

DEFAULT	MSCT_050LTP	FN:49	PRODUCER	15−Nov−2009 00:25	1436.0 M

Elapsed Time (s)	Event Summary
190.4	Anchor Shoe Closed
120.4	Coring Stopped
64.4	Coring Started
48.8	Anchor Shoe Open
41.2	Marker 17
41.2	Core 17 at 1436.0(M)

PIP SUMMARY

Time Mark Every 60 S



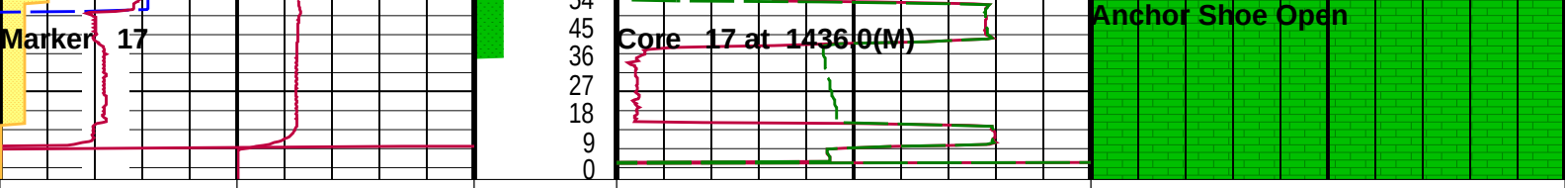

(SSTA)	Hydraulic Motor Current (HMCU)	Elapsed Time (ETIM) (S)	Hydraulic Pump Pressure (HPPR)	Coring Motor Linear Position (CMLP)
0 (----) 10	0 (AMPS) 2		0 (PSIG) 5000	0 (IN) 2.5

Motor Voltage Window From MSCT_LMVL to MSCT_UMVL	Limit Switch From D3T to MSCT_LSWI	Kinematics Pressure (RPPV)
		0 (PSIG) 5000

Coring Motor Downhole Voltage (CMDV)
500 (V) 1000

Hydraulic Motor Downhole Voltage (HMDV)
500 (V) 1000

PIP SUMMARY

Time Mark Every 60 S

Parameters

DLIS Name	Description	Value
SOFF	MSCT−AA: Mechanical Sidewall Coring Tool Standoff	0 IN

Format: MSCT_CUSTOMER_Station Vertical Scale: 1" per 60S Graphics File Created: 15−Nov−2009 00:25

OP System Version: 17C0−154

MSCT−AA	17C0−154	SGT−P	17C0−154

Output DLIS Files

DEFAULT	MSCT_050LTP	FN:49	PRODUCER	15−Nov−2009 00:25

Company: Well:

Output DLIS Files

DEFAULT	MSCT_052LTP	FN:51	PRODUCER	15−Nov−2009 00:30	1424.0 M

Elapsed Time (s)	Event Summary
173.6	Anchor Shoe Closed
97.2	Coring Stopped
70.4	Coring Started
56.0	Anchor Shoe Open
46.0	Marker 18
46.0	Core 18 at 1424.0(M)

PIP SUMMARY

Time Mark Every 60 S

Hydraulic Motor Downhole Voltage (HMDV)
500 (V) 1000

Coring Motor Downhole Voltage (CMDV)
500 (V) 1000

Motor Voltage Window
From MSCT_LMVL to MSCT_UMVL

Limit Switch From D3T to MSCT_LSWI

Kinematics Pressure (RPPV)
0 (PSIG) 5000

(SSTA)
0 (----) 10

Hydraulic Motor Current (HMCU)
0 (AMPS) 2

Elapsed Time (ETIM) (S)

Hydraulic Pump Pressure (HPPR)
0 (PSIG) 5000

Coring Motor Linear Position (CMLP)
0 (IN) 2.5

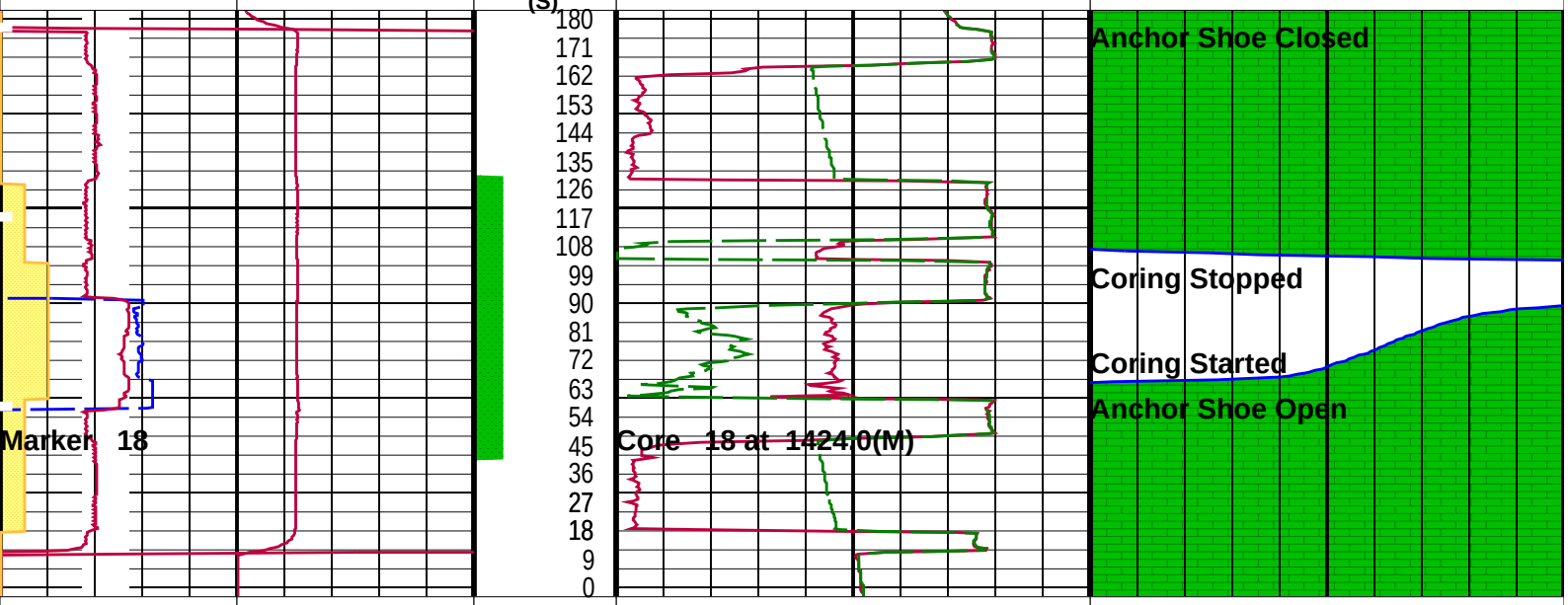

(SSTA)
0 (----) 10

Hydraulic Motor Current (HMCU)
0 (AMPS) 2

Elapsed Time (ETIM) (S)

Hydraulic Pump Pressure (HPPR)
0 (PSIG) 5000

Coring Motor Linear Position (CMLP)
0 (IN) 2.5

Motor Voltage Window
From MSCT_LMVL to MSCT_UMVL

Limit Switch From D3T to MSCT_LSWI

Kinematics Pressure (RPPV)
0 (PSIG) 5000

Coring Motor Downhole Voltage (CMDV)
500 (V) 1000

Hydraulic Motor Downhole Voltage (HMDV)
500 (V) 1000

PIP SUMMARY

Time Mark Every 60 S

Parameters

DLIS Name	Description	Value
	MSCT−AA: Mechanical Sidewall Coring Tool	
SOFF	Standoff	0 IN

Format: MSCT_CUSTOMER_Station Vertical Scale: 1" per 60S Graphics File Created: 15−Nov−2009 00:30

OP System Version: 17C0−154

MSCT−AA	17C0−154	SGT−P	17C0−154

Output DLIS Files

DEFAULT	MSCT_052LTP	FN:51	PRODUCER	15−Nov−2009 00:30

Company: Well:

Output DLIS Files

DEFAULT	MSCT_054LTP	FN:53	PRODUCER	15−Nov−2009 00:35	1426.8 M

Elapsed Time (s)	Event Summary
176.8	Anchor Shoe Closed
111.2	Coring Stopped
57.6	Coring Started
42.0	Anchor Shoe Open
35.2	Marker 19
35.2	Core 19 at 1426.8(M)

PIP SUMMARY

Time Mark Every 60 S

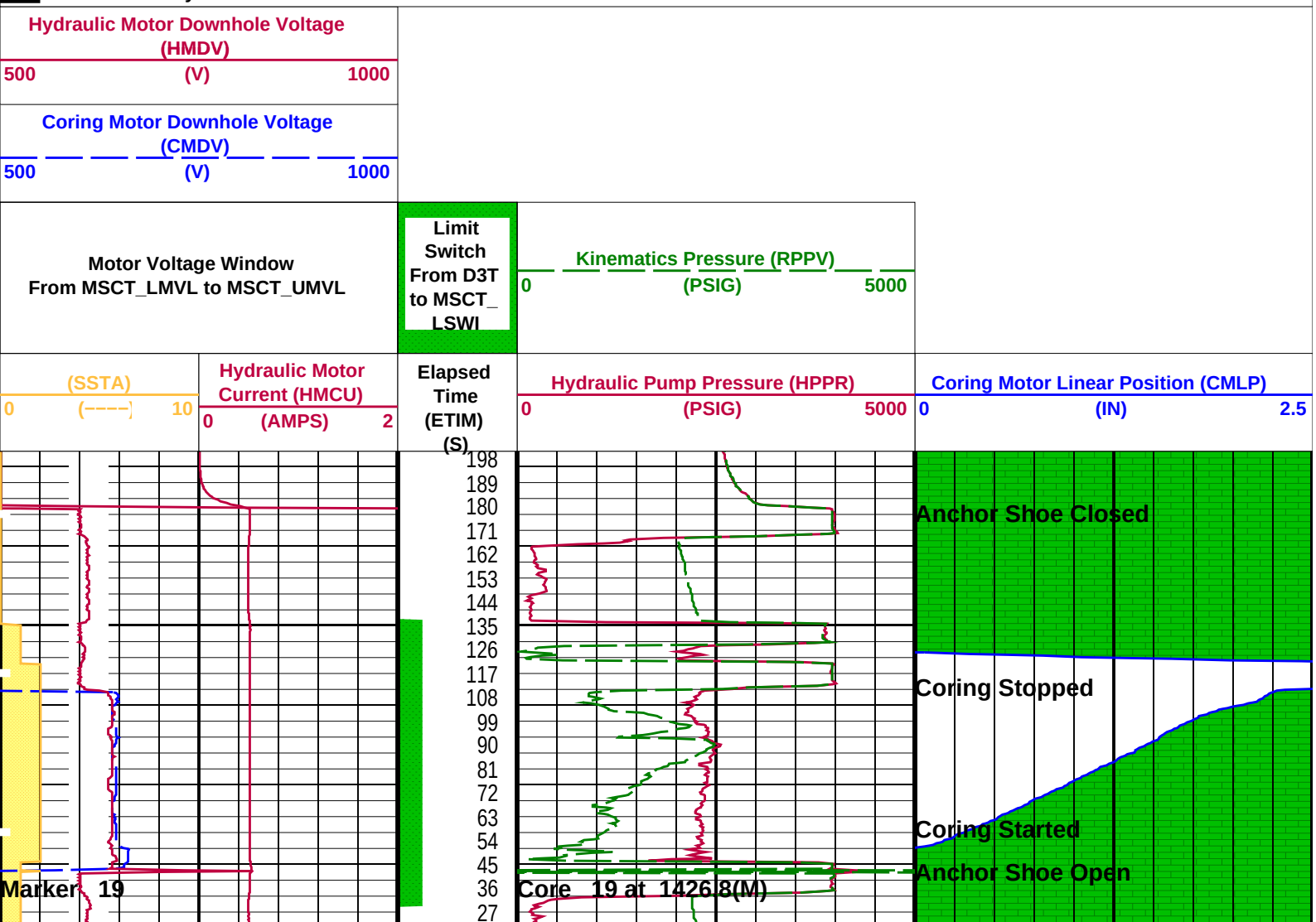

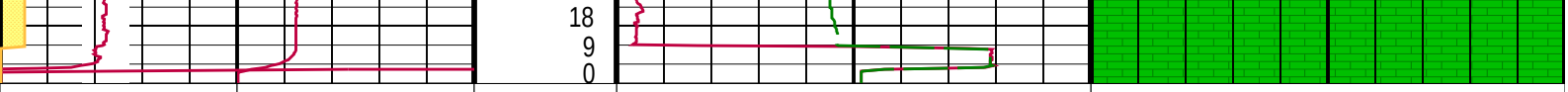

(SSTA)	Hydraulic Motor Current (HMCU)	Elapsed Time (ETIM) (S)	Hydraulic Pump Pressure (HPPR)	Coring Motor Linear Position (CMLP)
0 (----) 10	0 (AMPS) 2		0 (PSIG) 5000	0 (IN) 2.5

Motor Voltage Window From MSCT_LMVL to MSCT_UMVL	Limit Switch From D3T to MSCT_LSWI	Kinematics Pressure (RPPV)
		0 (PSIG) 5000

Coring Motor Downhole Voltage (CMDV)
500 (V) 1000

Hydraulic Motor Downhole Voltage (HMDV)
500 (V) 1000

PIP SUMMARY

Time Mark Every 60 S

Parameters

DLIS Name	Description	Value
SOFF	MSCT−AA: Mechanical Sidewall Coring Tool Standoff	0 IN

Format: MSCT_CUSTOMER_Station Vertical Scale: 1" per 60S Graphics File Created: 15−Nov−2009 00:35

OP System Version: 17C0−154

MSCT−AA	17C0−154	SGT−P	17C0−154

Output DLIS Files

DEFAULT	MSCT_054LTP	FN:53	PRODUCER	15−Nov−2009 00:35

Company: Well:

Output DLIS Files

DEFAULT	MSCT_057LTP	FN:56	PRODUCER	15−Nov−2009 00:41	1406.0 M

Elapsed Time (s)	Event Summary
224.8	Anchor Shoe Closed
98.0	Coring Stopped
66.8	Coring Started
50.0	Anchor Shoe Open
42.8	Marker 20
42.8	Core 20 at 1406.0(M)

PIP SUMMARY

Time Mark Every 60 S

Hydraulic Motor Downhole Voltage (HMDV)



PIP SUMMARY

Time Mark Every 60 S

Parameters

DLIS Name	Description	Value
	MSCT−AA: Mechanical Sidewall Coring Tool	
SOFF	Standoff	0 IN

Format: MSCT_CUSTOMER_Station Vertical Scale: 1" per 60S Graphics File Created: 15−Nov−2009 00:41

OP System Version: 17C0−154

MSCT−AA 17C0−154 SGT−P 17C0−154

Output DLIS Files

DEFAULT MSCT_057LTP FN:56 PRODUCER 15−Nov−2009 00:41

Company: Well:

Output DLIS Files

DEFAULT MSCT_059LTP FN:58 PRODUCER 15−Nov−2009 00:47 1406.5 M

Elapsed Time (s)	Event Summary
164.8	Anchor Shoe Closed
102.0	Coring Stopped
64.8	Coring Started
50.0	Anchor Shoe Open
44.8	Marker 21
44.8	Core 21 at 1406.5(M)

PIP SUMMARY

Time Mark Every 60 S

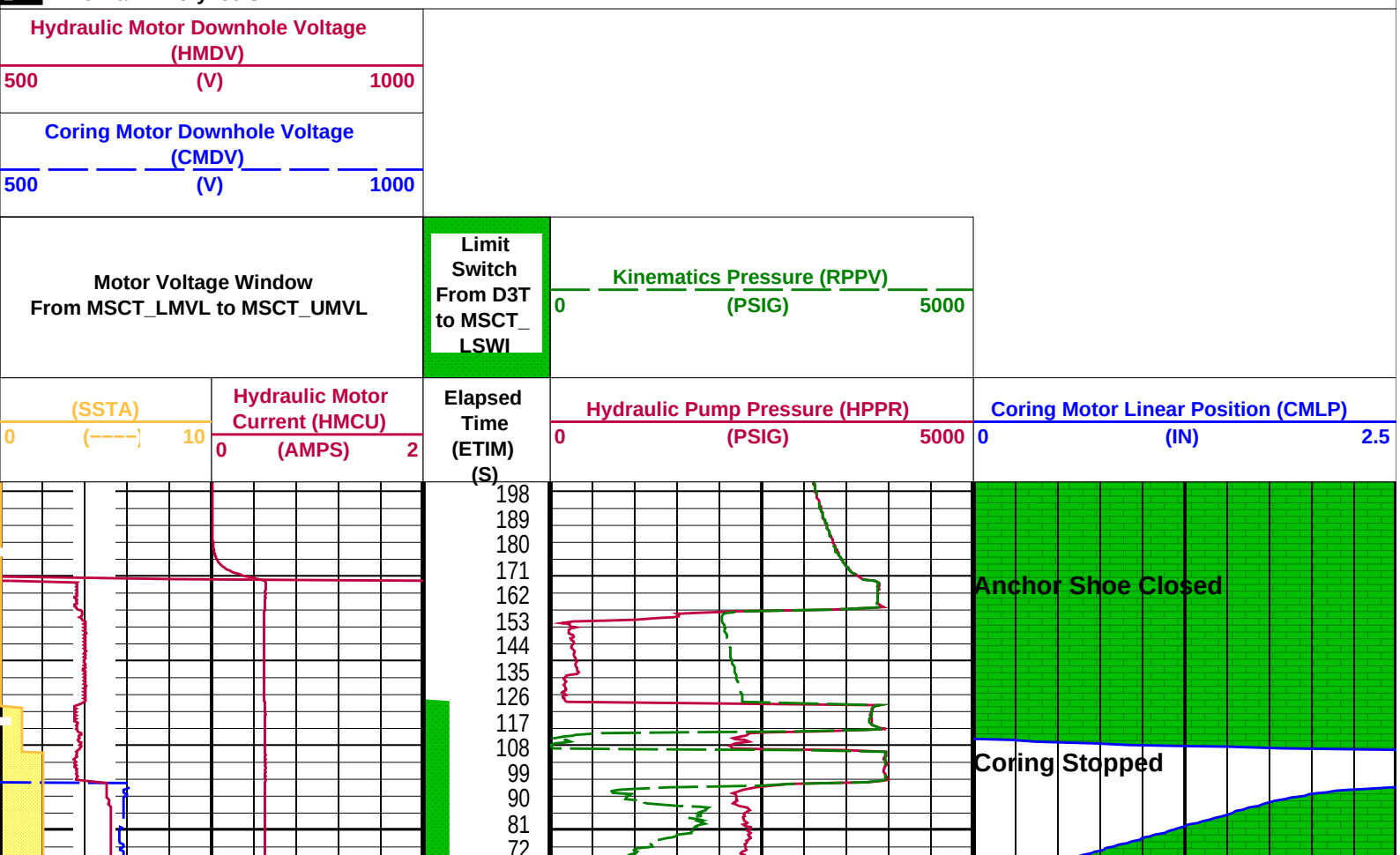

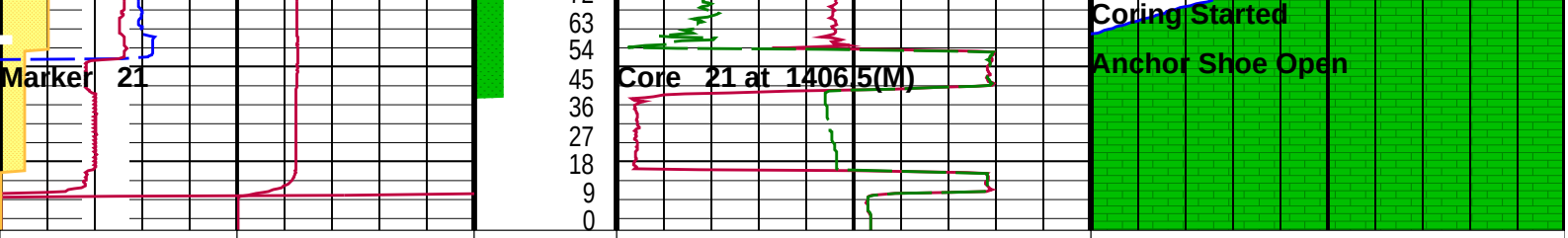

(SSTA)	Hydraulic Motor Current (HMCU)	Elapsed Time (ETIM) (S)	Hydraulic Pump Pressure (HPPR)	Coring Motor Linear Position (CMLP)
0 (----) 10	0 (AMPS) 2		0 (PSIG) 5000	0 (IN) 2.5

Motor Voltage Window
From MSCT_LMVL to MSCT_UMVL

Limit Switch From D3T to MSCT_LSWI

Kinematics Pressure (RPPV)
0 (PSIG) 5000

Coring Motor Downhole Voltage (CMDV)
500 (V) 1000

Hydraulic Motor Downhole Voltage (HMDV)
500 (V) 1000

PIP SUMMARY

Time Mark Every 60 S

Parameters

DLIS Name	Description	Value
SOFF	MSCT−AA: Mechanical Sidewall Coring Tool Standoff	0 IN

Format: MSCT_CUSTOMER_Station Vertical Scale: 1" per 60S Graphics File Created: 15−Nov−2009 00:47

OP System Version: 17C0−154

MSCT−AA	17C0−154	SGT−P	17C0−154

Output DLIS Files

DEFAULT	MSCT_059LTP	FN:58	PRODUCER	15−Nov−2009 00:47

Company: Well:

Output DLIS Files

DEFAULT	MSCT_061LTP	FN:60	PRODUCER	15−Nov−2009 00:53	1405.5 M

Elapsed Time (s)	Event Summary
180.0	Anchor Shoe Closed
118.8	Coring Stopped
74.0	Coring Started
59.2	Anchor Shoe Open
53.6	Marker 22
53.6	Core 22 at 1405.5(M)

Time Mark Every 60 S

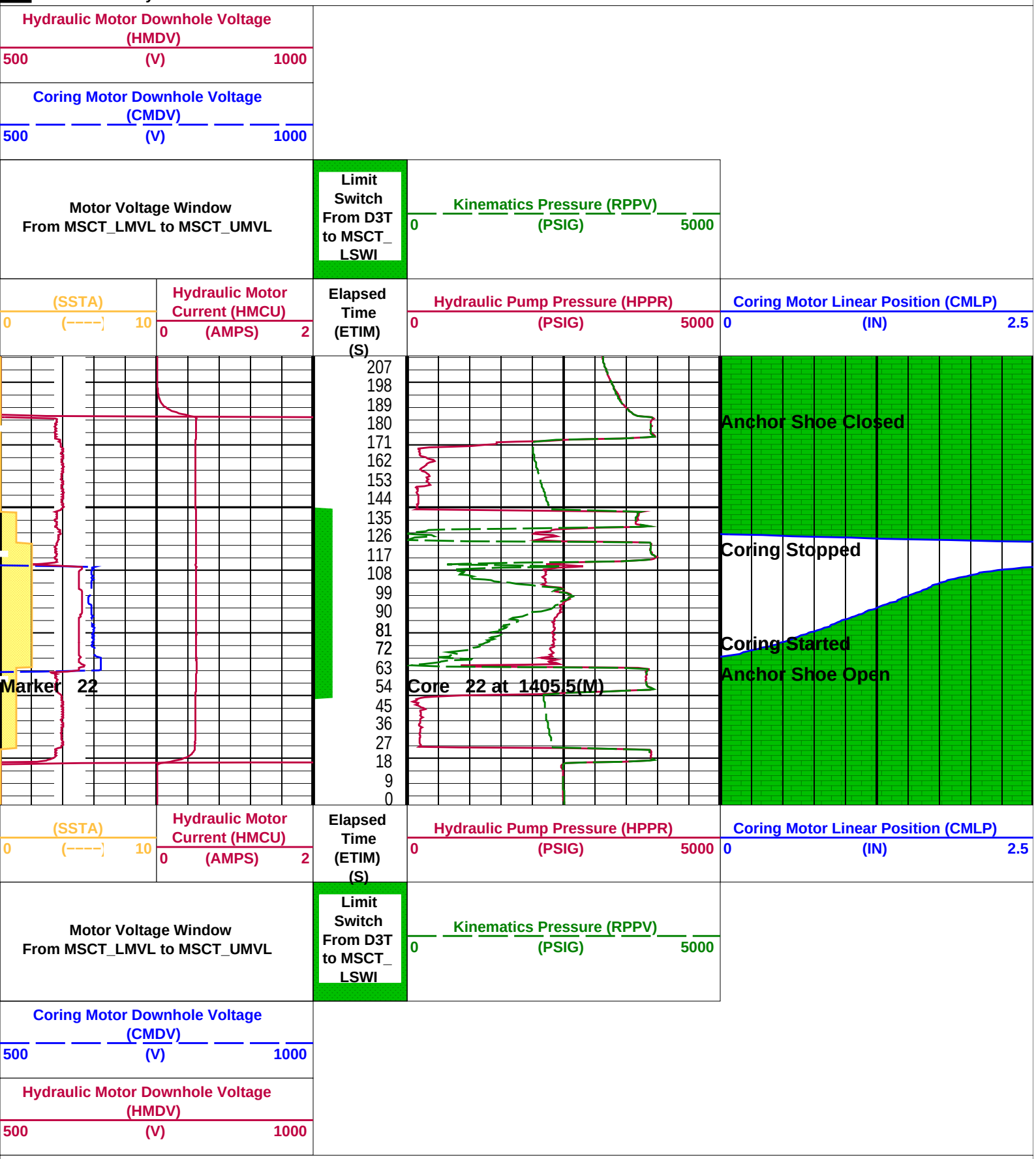

PIP SUMMARY

Time Mark Every 60 S

Parameters

DLIS Name	Description	Value	
	MSCT−AA: Mechanical Sidewall Coring Tool		
SOFF	Standoff	0	IN

Format: MSCT_CUSTOMER_Station Vertical Scale: 1" per 60S Graphics File Created: 15−Nov−2009 00:53

OP System Version: 17C0−154

MSCT−AA 17C0−154 SGT−P 17C0−154

Output DLIS Files

DEFAULT MSCT_061LTP FN:60 PRODUCER 15−Nov−2009 00:53

Company: Well:

Output DLIS Files

DEFAULT MSCT_063LTP FN:62 PRODUCER 15−Nov−2009 00:58 1383.0 M

Elapsed Time (s)	Event Summary
160.8	Anchor Shoe Closed
93.2	Coring Stopped
74.8	Coring Started
56.4	Anchor Shoe Open
50.4	Marker 23
50.4	Core 23 at 1383.0(M)

PIP SUMMARY

Time Mark Every 60 S



(SSTA)	Hydraulic Motor Current (HMCU)	Elapsed Time (ETIM) (S)	Hydraulic Pump Pressure (HPPR)	Coring Motor Linear Position (CMLP)
0 (----) 10	0 (AMPS) 2		0 (PSIG) 5000	0 (IN) 2.5

Motor Voltage Window
From MSCT_LMVL to MSCT_UMVL

Limit Switch From D3T to MSCT_LSWI

Kinematics Pressure (RPPV)
0 (PSIG) 5000

Coring Motor Downhole Voltage (CMDV)
500 (V) 1000

Hydraulic Motor Downhole Voltage (HMDV)
500 (V) 1000

PIP SUMMARY

Time Mark Every 60 S

Parameters

DLIS Name	Description	Value
	MSCT−AA: Mechanical Sidewall Coring Tool	
SOFF	Standoff	0 IN

Format: MSCT_CUSTOMER_Station Vertical Scale: 1" per 60S Graphics File Created: 15−Nov−2009 00:58

OP System Version: 17C0−154

MSCT−AA	17C0−154	SGT−P	17C0−154

Output DLIS Files

DEFAULT	MSCT_063LTP	FN:62	PRODUCER	15−Nov−2009 00:58

Company: Well:

Output DLIS Files

DEFAULT	MSCT_065LTP	FN:64	PRODUCER	15−Nov−2009 01:04	1384.9 M

Elapsed Time (s)	Event Summary
185.6	Anchor Shoe Closed
120.4	Coring Stopped
90.0	Coring Started
73.6	Anchor Shoe Open
66.4	Marker 24
66.4	Core 24 at 1384.9(M)

PIP SUMMARY

Time Mark Every 60 S

Hydraulic Motor Downhole Voltage

Hydraulic Motor Downhole Voltage (HMDV)
500 (V) 1000

Coring Motor Downhole Voltage (CMDV)
500 (V) 1000

Motor Voltage Window
From MSCT_LMVL to MSCT_UMVL

Limit Switch From D3T to MSCT_LSWI

Kinematics Pressure (RPPV)
0 (PSIG) 5000

(SSTA) 0 (----) 10

Hydraulic Motor Current (HMCU) 0 (AMPS) 2

Elapsed Time (ETIM) (S)

Hydraulic Pump Pressure (HPPR) 0 (PSIG) 5000

Coring Motor Linear Position (CMLP) 0 (IN) 2.5

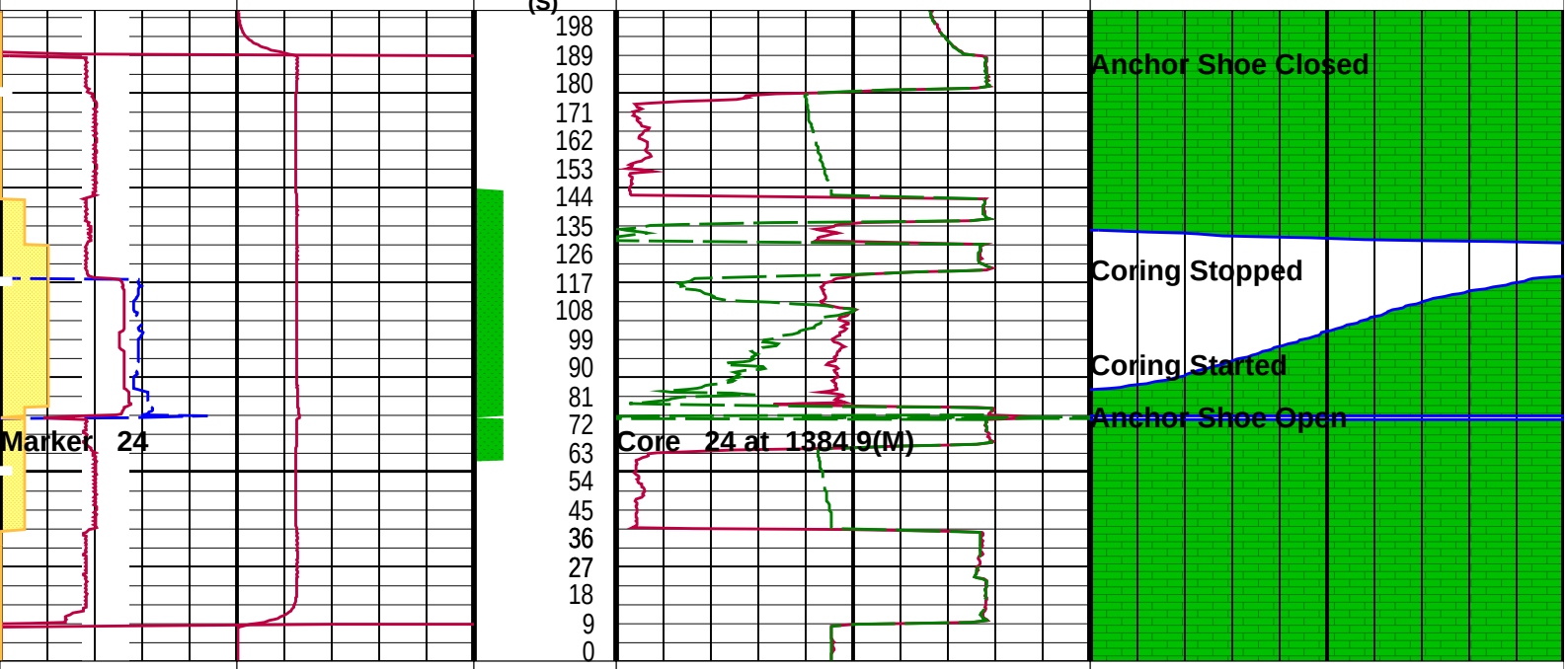

(SSTA) 0 (----) 10

Hydraulic Motor Current (HMCU) 0 (AMPS) 2

Elapsed Time (ETIM) (S)

Hydraulic Pump Pressure (HPPR) 0 (PSIG) 5000

Coring Motor Linear Position (CMLP) 0 (IN) 2.5

Motor Voltage Window
From MSCT_LMVL to MSCT_UMVL

Limit Switch From D3T to MSCT_LSWI

Kinematics Pressure (RPPV)
0 (PSIG) 5000

Coring Motor Downhole Voltage (CMDV)
500 (V) 1000

Hydraulic Motor Downhole Voltage (HMDV)
500 (V) 1000

PIP SUMMARY

Time Mark Every 60 S

Parameters

DLIS Name	Description	Value
SOFF	MSCT−AA: Mechanical Sidewall Coring Tool Standoff	0 IN

Format: MSCT_CUSTOMER_Station Vertical Scale: 1" per 60S Graphics File Created: 15−Nov−2009 01:04

OP System Version: 17C0−154

Output DLIS Files

DEFAULT MSCT_065LTP FN:64 PRODUCER 15−Nov−2009 01:04

Company: Well:

Output DLIS Files

DEFAULT MSCT_068LTP FN:67 PRODUCER 15−Nov−2009 02:20 2460.0 M

Elapsed Time (s)	Event Summary
269.2	Anchor Shoe Closed
200.0	Coring Stopped
115.6	Coring Started
75.6	Anchor Shoe Open
66.4	Marker 25
66.4	Core 25 at 2460.0(M)

PIP SUMMARY

Time Mark Every 60 S



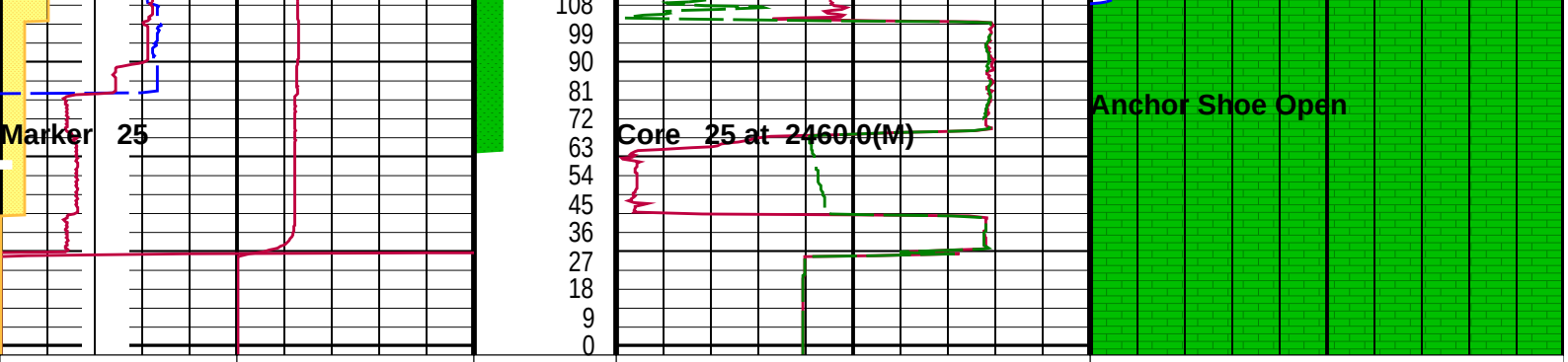

(SSTA)	Hydraulic Motor Current (HMCU)	Elapsed Time (ETIM) (S)	Hydraulic Pump Pressure (HPPR)	Coring Motor Linear Position (CMLP)
0 (----) 10	0 (AMPS) 2		0 (PSIG) 5000	0 (IN) 2.5

Motor Voltage Window From MSCT_LMVL to MSCT_UMVL	Limit Switch From D3T to MSCT_LSWI	Kinematics Pressure (RPPV)
		0 (PSIG) 5000

Coring Motor Downhole Voltage (CMDV)
500 (V) 1000

Hydraulic Motor Downhole Voltage (HMDV)
500 (V) 1000

PIP SUMMARY

Time Mark Every 60 S

Parameters

DLIS Name	Description	Value
	MSCT−AA: Mechanical Sidewall Coring Tool	
SOFF	Standoff	0 IN

Format: MSCT_CUSTOMER_Station Vertical Scale: 1" per 60S Graphics File Created: 15−Nov−2009 02:20

OP System Version: 17C0−154

MSCT−AA	17C0−154	SGT−P	17C0−154

Output DLIS Files

DEFAULT	MSCT_068LTP	FN:67	PRODUCER	15−Nov−2009 02:20

Company: Well:

Output DLIS Files

DEFAULT	MSCT_070LTP	FN:69	PRODUCER	15−Nov−2009 02:27	2445.0 M

Elapsed Time (s)	Event Summary
208.0	Anchor Shoe Closed
135.6	Coring Stopped
79.6	Coring Started
55.2	Anchor Shoe Open
46.8	Marker 26

46.8	Core 26 at 2445.0(M)

PIP SUMMARY

Time Mark Every 60 S

Hydraulic Motor Downhole Voltage (HMDV)
500 (V) 1000

Coring Motor Downhole Voltage (CMDV)
500 (V) 1000

Motor Voltage Window
From MSCT_LMVL to MSCT_UMVL

Limit Switch From D3T to MSCT_LSWI

Kinematics Pressure (RPPV)
0 (PSIG) 5000

(SSTA)
0 (----) 10

Hydraulic Motor Current (HMCU)
0 (AMPS) 2

Elapsed Time (ETIM) (S)

Hydraulic Pump Pressure (HPPR)
0 (PSIG) 5000

Coring Motor Linear Position (CMLP)
0 (IN) 2.5

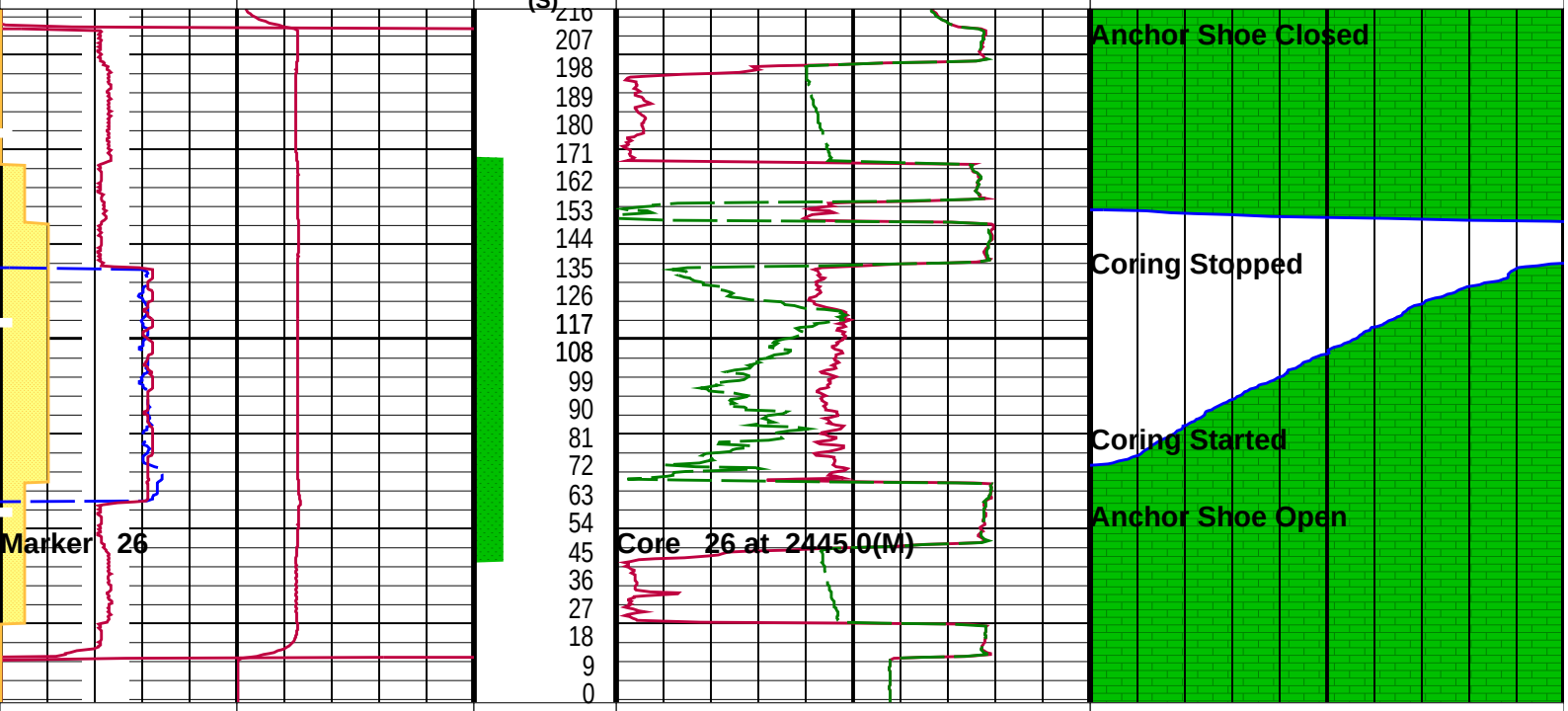

(SSTA)
0 (----) 10

Hydraulic Motor Current (HMCU)
0 (AMPS) 2

Elapsed Time (ETIM) (S)

Hydraulic Pump Pressure (HPPR)
0 (PSIG) 5000

Coring Motor Linear Position (CMLP)
0 (IN) 2.5

Motor Voltage Window
From MSCT_LMVL to MSCT_UMVL

Limit Switch From D3T to MSCT_LSWI

Kinematics Pressure (RPPV)
0 (PSIG) 5000

Coring Motor Downhole Voltage (CMDV)
500 (V) 1000

Hydraulic Motor Downhole Voltage (HMDV)
500 (V) 1000

PIP SUMMARY

Time Mark Every 60 S

Parameters

Parameters

DLIS Name	Description	Value
SOFF	MSCT−AA: Mechanical Sidewall Coring Tool Standoff	0 IN

Format: MSCT_CUSTOMER_Station Vertical Scale: 1" per 60S Graphics File Created: 15−Nov−2009 02:27

OP System Version: 17C0−154

MSCT−AA	17C0−154	SGT−P	17C0−154

Output DLIS Files

DEFAULT	MSCT_070LTP	FN:69	PRODUCER	15−Nov−2009 02:27

Company: Well:

Output DLIS Files

DEFAULT	MSCT_072LTP	FN:71	PRODUCER	15−Nov−2009 02:45	2371.0 M

Elapsed Time (s)	Event Summary
494.4	Anchor Shoe Closed
167.2	Coring Stopped
71.2	Coring Started
52.0	Anchor Shoe Open
46.4	Marker 27
46.4	Core 27 at 2371.0(M)

PIP SUMMARY

Time Mark Every 60 S

Hydraulic Motor Downhole Voltage (HMDV)
500 (V) 1000

Coring Motor Downhole Voltage (CMDV)
500 (V) 1000

Motor Voltage Window From MSCT_LMVL to MSCT_UMVL

Limit Switch From D3T to MSCT_LSWI

Kinematics Pressure (RPPV)
0 (PSIG) 5000

(SSTA) 0 (−−−−) 10

Hydraulic Motor Current (HMCU) 0 (AMPS) 2

Elapsed Time (ETIM) (S)

Hydraulic Pump Pressure (HPPR) 0 (PSIG) 5000

Coring Motor Linear Position (CMLP) 0 (IN) 2.5

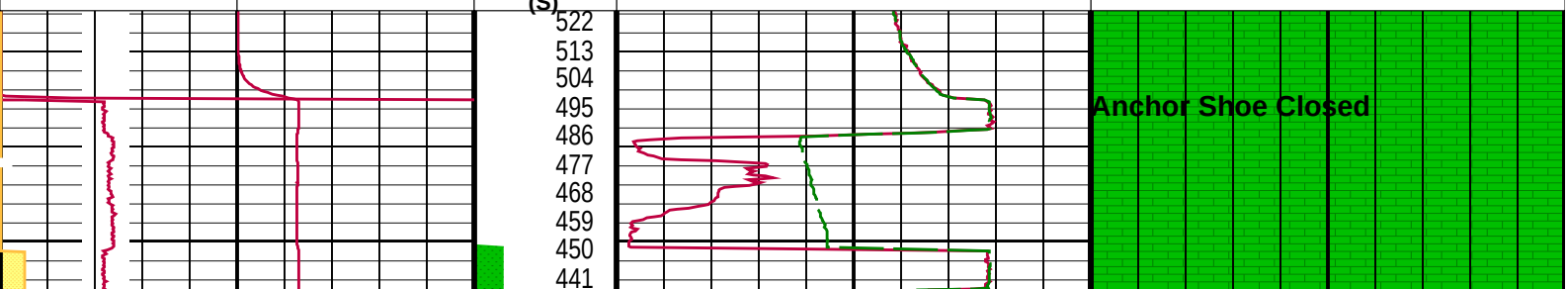

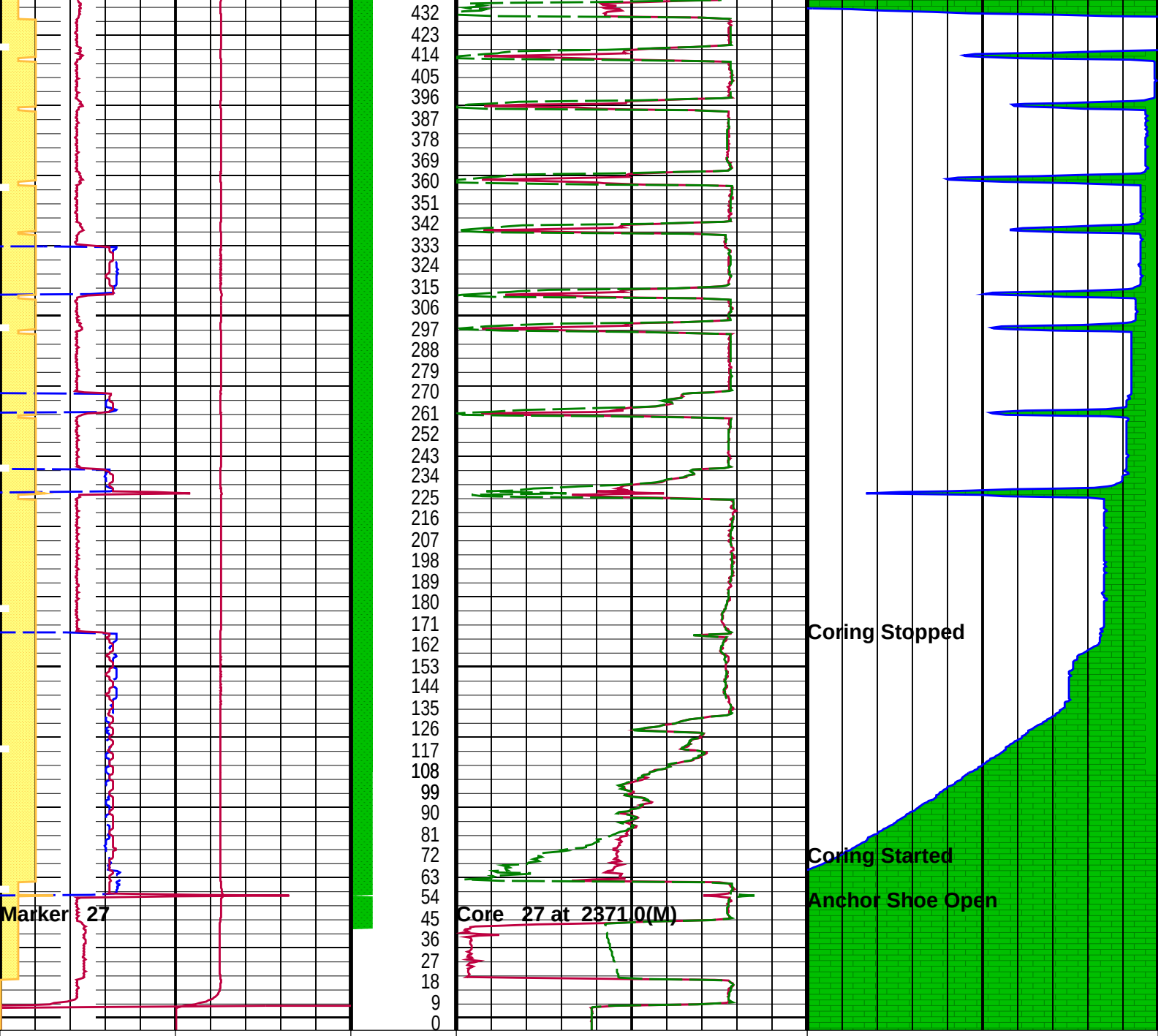

(SSTA)	Hydraulic Motor Current (HMCU)	Elapsed Time (ETIM) (S)	Hydraulic Pump Pressure (HPPR)	Coring Motor Linear Position (CMLP)
0 (----) 10	0 (AMPS) 2		0 (PSIG) 5000	0 (IN) 2.5

Motor Voltage Window From MSCT_LMVL to MSCT_UMVL	Limit Switch From D3T to MSCT_LSWI	Kinematics Pressure (RPPV)
		0 (PSIG) 5000

Coring Motor Downhole Voltage (CMDV)
500 (V) 1000

Hydraulic Motor Downhole Voltage (HMDV)
500 (V) 1000

PIP SUMMARY

Time Mark Every 60 S

Parameters

DLIS Name	Description	Value
	MSCT−AA: Mechanical Sidewall Coring Tool	
SOFF	Standoff	0 IN

Format: MSCT_CUSTOMER_Station Vertical Scale: 1" per 60S Graphics File Created: 15−Nov−2009 02:45

OP System Version: 17C0−154

MSCT−AA	17C0−154	SGT−P	17C0−154

Output DLIS Files

DEFAULT	MSCT_072LTP	FN:71	PRODUCER	15−Nov−2009 02:45

Company: Well:

Output DLIS Files

DEFAULT	MSCT_074LTP	FN:73	PRODUCER	15−Nov−2009 02:56	2363.0 M

Elapsed Time (s)	Event Summary
426.4	Anchor Shoe Closed
137.2	Coring Stopped
82.8	Coring Started
60.8	Anchor Shoe Open
55.6	Marker 28
55.6	Core 28 at 2363.0(M)

PIP SUMMARY

Time Mark Every 60 S

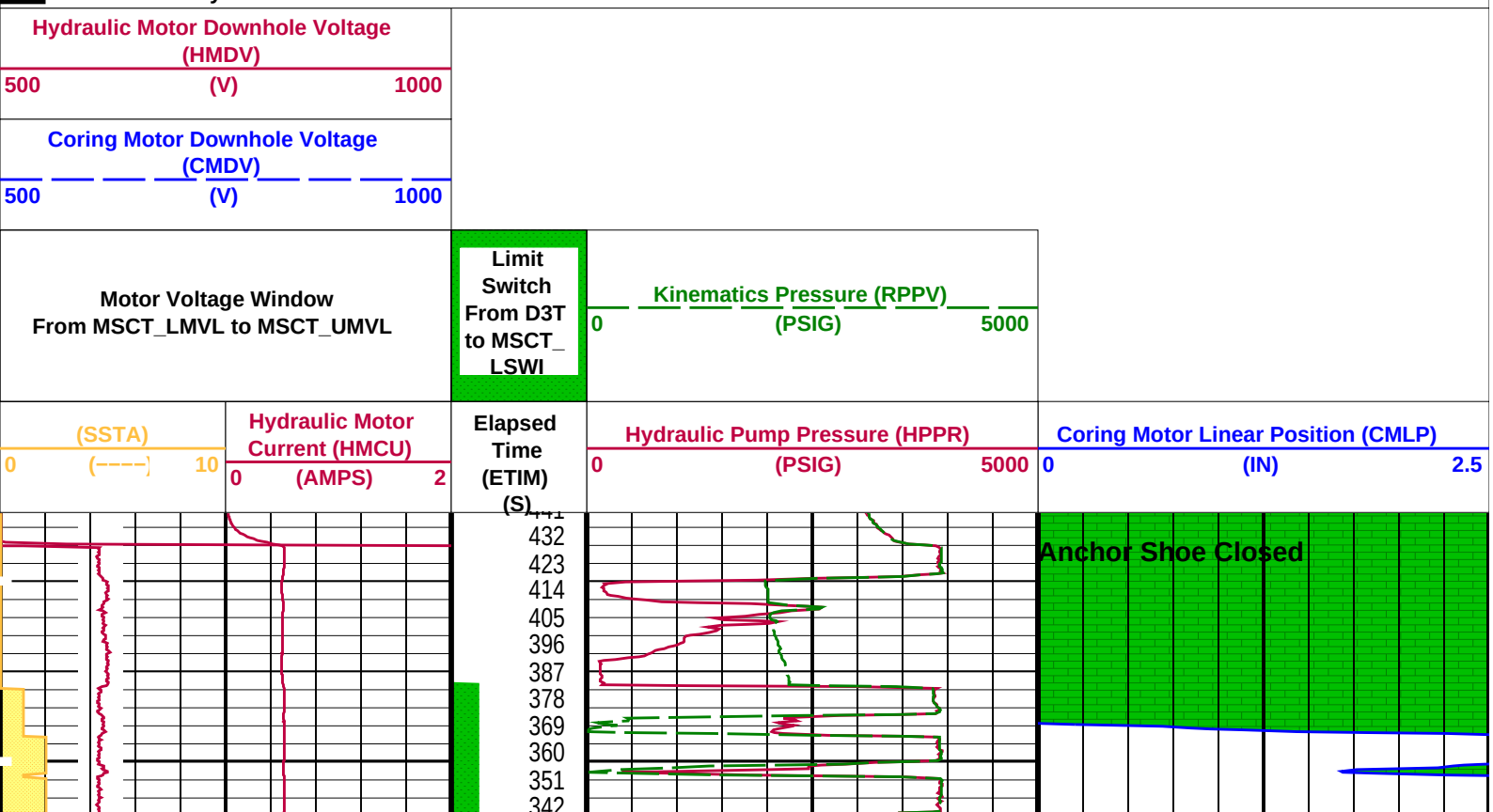

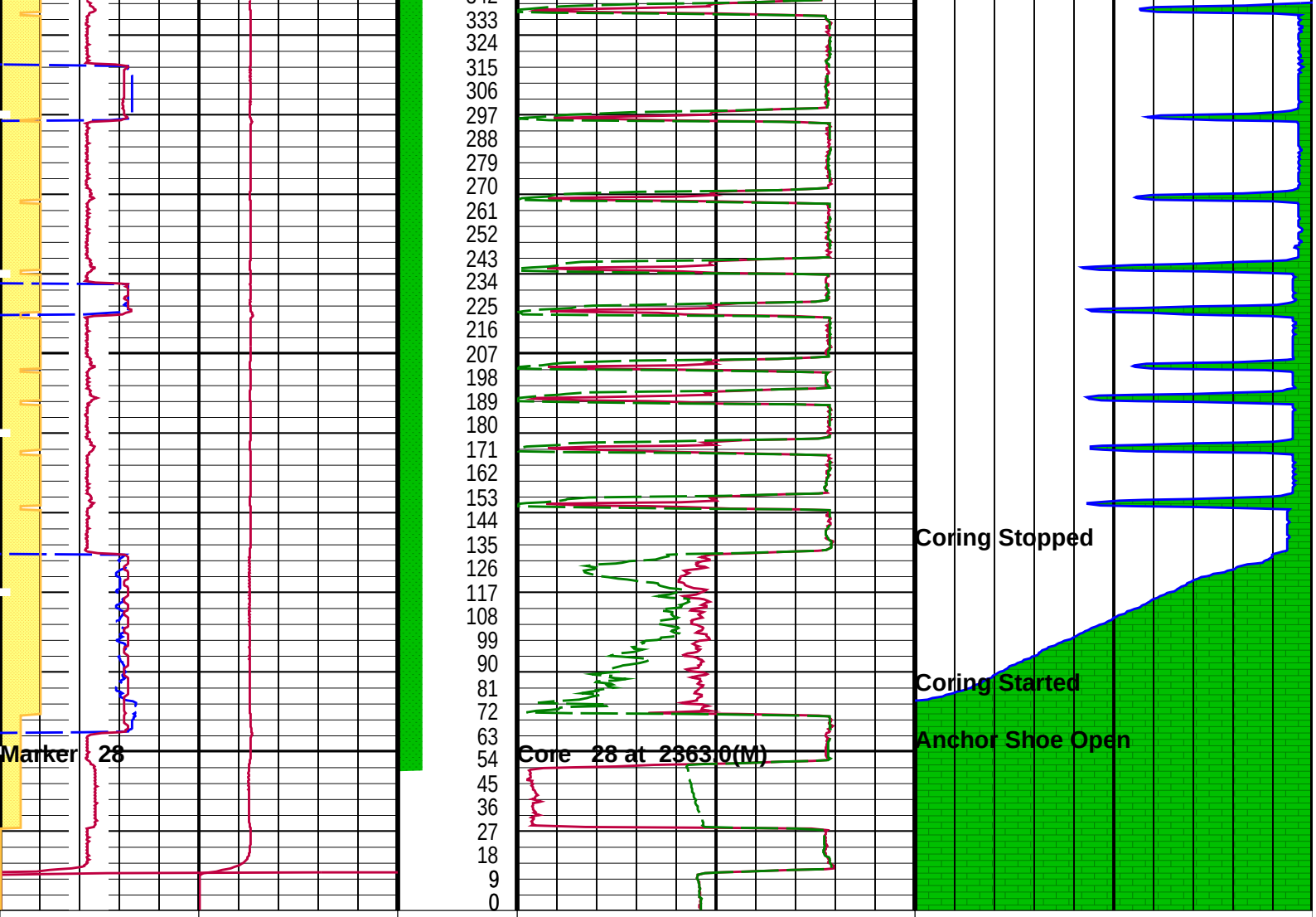

(SSTA)	Hydraulic Motor Current (HMCU)	Elapsed Time (ETIM) (S)	Hydraulic Pump Pressure (HPPR)	Coring Motor Linear Position (CMLP)
0 (----) 10	0 (AMPS) 2		0 (PSIG) 5000	0 (IN) 2.5

Motor Voltage Window
From MSCT_LMVL to MSCT_UMVL

Limit Switch From D3T to MSCT_LSWI

Kinematics Pressure (RPPV)
0 (PSIG) 5000

Coring Motor Downhole Voltage (CMDV)
500 (V) 1000

Hydraulic Motor Downhole Voltage (HMDV)
500 (V) 1000

PIP SUMMARY

Time Mark Every 60 S

Parameters

DLIS Name	Description	Value
SOFF	MSCT−AA: Mechanical Sidewall Coring Tool Standoff	0 IN

Format: MSCT_CUSTOMER_Station Vertical Scale: 1" per 60S Graphics File Created: 15−Nov−2009 02:56

OP System Version: 17C0−154

MSCT−AA 17C0−154 SGT−P 17C0−154

Output DLIS Files

DEFAULT MSCT_074LTP FN:73 PRODUCER 15−Nov−2009 02:56

Company: Well:

Output DLIS Files

DEFAULT MSCT_077LTP FN:76 PRODUCER 15−Nov−2009 03:09 2302.0 M

Elapsed Time (s)	Event Summary
330.4	Anchor Shoe Closed
124.4	Coring Stopped
62.8	Coring Started
44.0	Anchor Shoe Open
37.6	Marker 29
37.6	Core 29 at 2302.0(M)

PIP SUMMARY

Time Mark Every 60 S

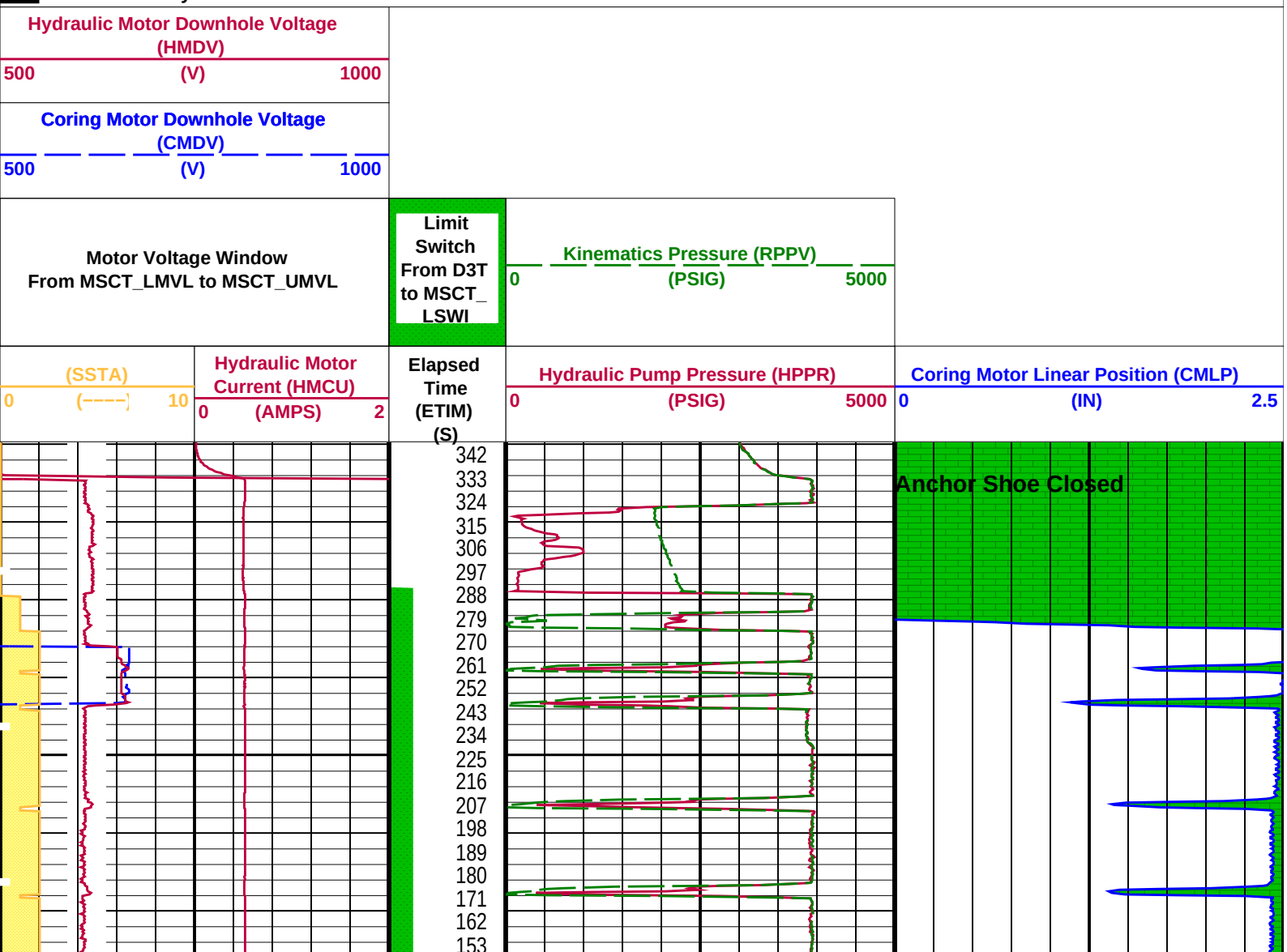

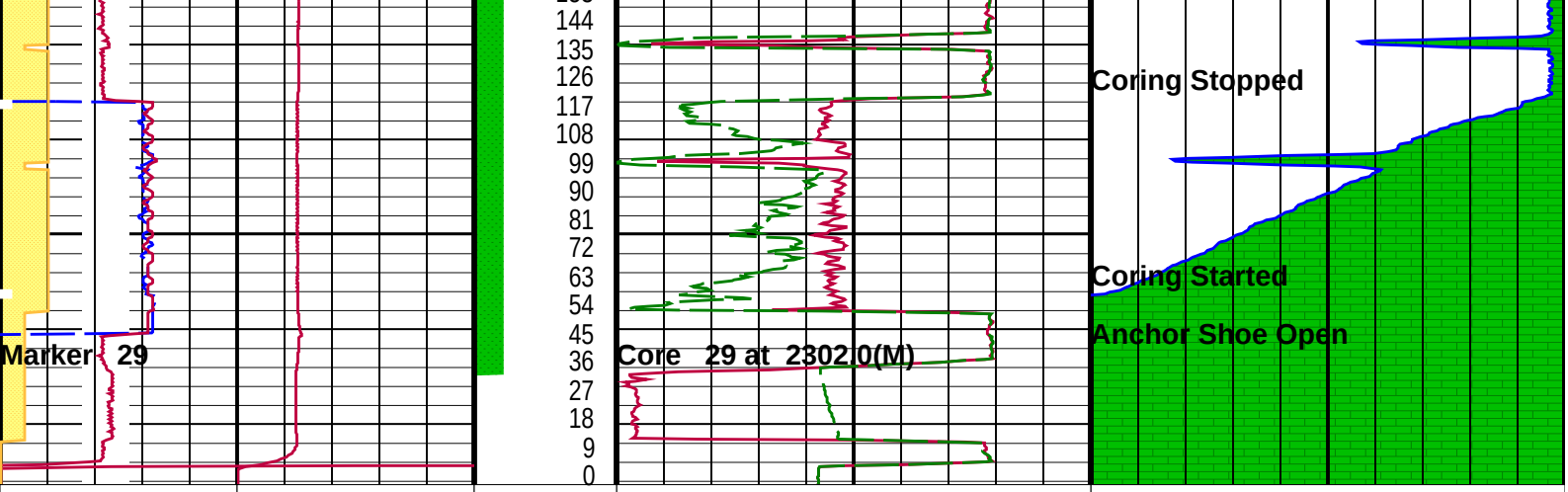

(SSTA)	Hydraulic Motor Current (HMCU)	Elapsed Time (ETIM) (S)	Hydraulic Pump Pressure (HPPR)	Coring Motor Linear Position (CMLP)
0 (----) 10	0 (AMPS) 2		0 (PSIG) 5000	0 (IN) 2.5

Motor Voltage Window From MSCT_LMVL to MSCT_UMVL	Limit Switch From D3T to MSCT_LSWI	Kinematics Pressure (RPPV)
		0 (PSIG) 5000

Coring Motor Downhole Voltage (CMDV)	Hydraulic Motor Downhole Voltage (HMDV)
500 (V) 1000	500 (V) 1000

PIP SUMMARY

Time Mark Every 60 S

Parameters

DLIS Name	Description	Value
	MSCT−AA: Mechanical Sidewall Coring Tool	
SOFF	Standoff	0 IN

Format: MSCT_CUSTOMER_Station Vertical Scale: 1" per 60S Graphics File Created: 15−Nov−2009 03:09

OP System Version: 17C0−154

MSCT−AA	17C0−154	SGT−P	17C0−154

Output DLIS Files

DEFAULT	MSCT_077LTP	FN:76	PRODUCER	15−Nov−2009 03:09

Company: Well:

Output DLIS Files

DEFAULT	MSCT_080LTP	FN:79	PRODUCER	15−Nov−2009 03:22	2227.0 M

Elapsed Time (s)	Event Summary
384.8	Anchor Shoe Closed
168.0	Coring Stopped

76.0	Coring Started
54.8	Anchor Shoe Open
48.4	Marker 30
48.4	Core 30 at 2227.0(M)

PIP SUMMARY

Time Mark Every 60 S





(SSTA)	Hydraulic Motor Current (HMCU)	Elapsed Time (ETIM) (S)	Hydraulic Pump Pressure (HPPR)	Coring Motor Linear Position (CMLP)
0 (----) 10	0 (AMPS) 2		0 (PSIG) 5000	0 (IN) 2.5

Motor Voltage Window
From MSCT_LMVL to MSCT_UMVL

Limit Switch From D3T to MSCT_LSWI

Kinematics Pressure (RPPV)
0 (PSIG) 5000

Coring Motor Downhole Voltage (CMDV)
500 (V) 1000

Hydraulic Motor Downhole Voltage (HMDV)
500 (V) 1000

PIP SUMMARY

Time Mark Every 60 S

Parameters

DLIS Name	Description	Value
SOFF	MSCT−AA: Mechanical Sidewall Coring Tool Standoff	0 IN

Format: MSCT_CUSTOMER_Station Vertical Scale: 1" per 60S Graphics File Created: 15−Nov−2009 03:22

OP System Version: 17C0−154

MSCT−AA	17C0−154	SGT−P	17C0−154

Output DLIS Files

DEFAULT	MSCT_080LTP	FN:79	PRODUCER	15−Nov−2009 03:22

Company: Well:

Output DLIS Files

DEFAULT	MSCT_082LTP	FN:81	PRODUCER	15−Nov−2009 03:33	2209.0 M

Elapsed Time (s)	Event Summary
319.6	Anchor Shoe Closed
120.4	Coring Stopped
69.6	Coring Started
47.6	Anchor Shoe Open
42.0	Marker 31
42.0	Core 31 at 2209.0(M)

PIP SUMMARY

Time Mark Every 60 S

Hydraulic Motor Downhole Voltage (HMDV)
500 (V) 1000

Coring Motor Downhole Voltage (CMDV)
500 (V) 1000

Motor Voltage Window
From MSCT_LMVL to MSCT_UMVL

Limit Switch From D3T to MSCT_ LSWI

Kinematics Pressure (RPPV)
0 (PSIG) 5000

(SSTA)
0 (----) 10

Hydraulic Motor Current (HMCU)
0 (AMPS) 2

Elapsed Time (ETIM) (S)

Hydraulic Pump Pressure (HPPR)
0 (PSIG) 5000

Coring Motor Linear Position (CMLP)
0 (IN) 2.5

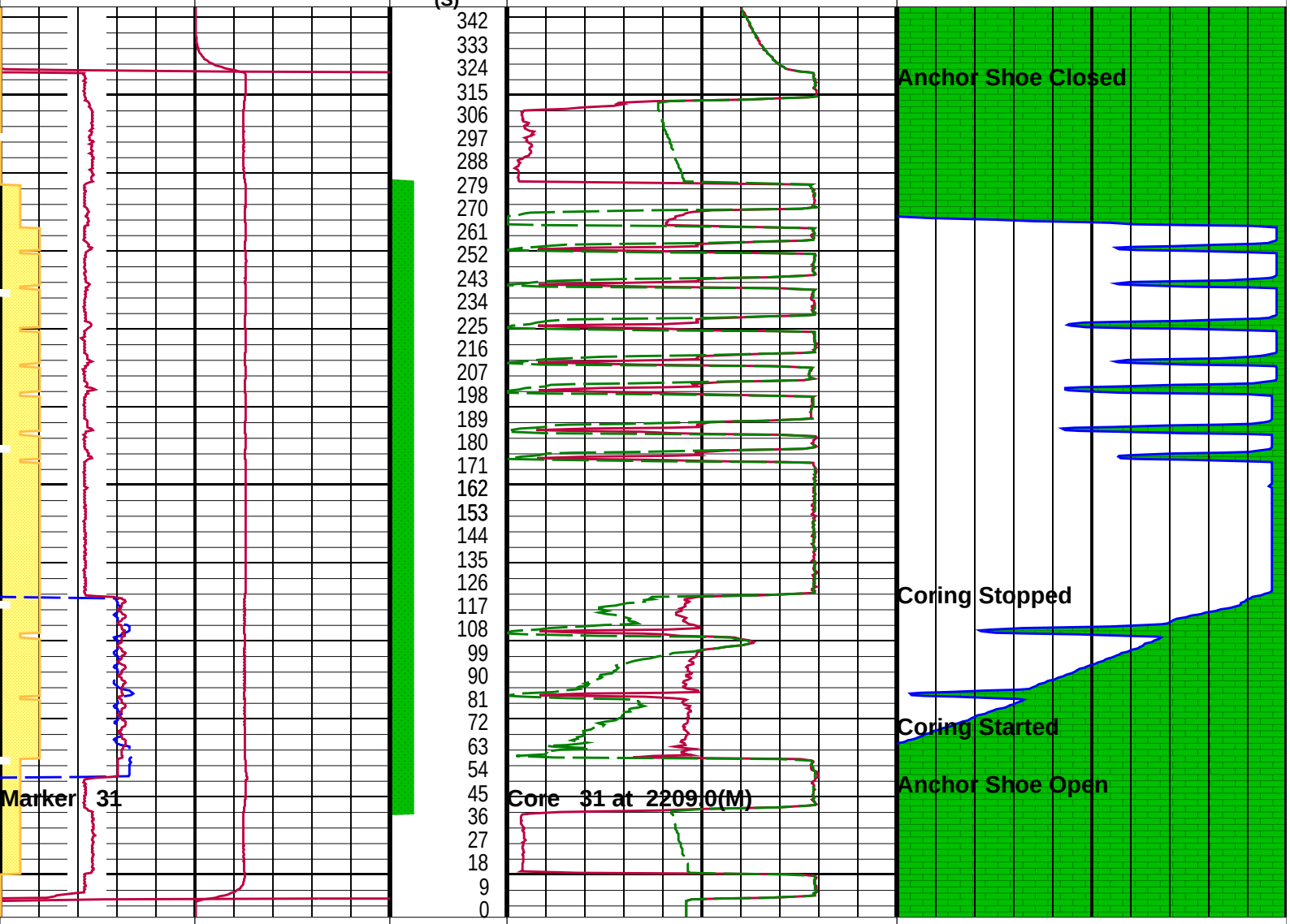

(SSTA)
0 (----) 10

Hydraulic Motor Current (HMCU)
0 (AMPS) 2

Elapsed Time (ETIM) (S)

Hydraulic Pump Pressure (HPPR)
0 (PSIG) 5000

Coring Motor Linear Position (CMLP)
0 (IN) 2.5

Motor Voltage Window
From MSCT_LMVL to MSCT_UMVL

Limit Switch From D3T to MSCT_ LSWI

Kinematics Pressure (RPPV)
0 (PSIG) 5000

Coring Motor Downhole Voltage (CMDV)
500 (V) 1000

Hydraulic Motor Downhole Voltage (HMDV)
500 (V) 1000

PIP SUMMARY

Time Mark Every 60 S

Parameters

DLIS Name	Description	Value
SOFF	MSCT−AA: Mechanical Sidewall Coring Tool Standoff	0 IN

Format: MSCT_CUSTOMER_Station Vertical Scale: 1" per 60S Graphics File Created: 15−Nov−2009 03:33

OP System Version: 17C0−154

MSCT−AA	17C0−154	SGT−P	17C0−154

Output DLIS Files

DEFAULT	MSCT_082LTP	FN:81	PRODUCER	15−Nov−2009 03:33

Company: Well:

Output DLIS Files

DEFAULT	MSCT_084LTP	FN:83	PRODUCER	15−Nov−2009 03:41	2190.0 M

Elapsed Time (s)	Event Summary
217.6	Anchor Shoe Closed
150.0	Coring Stopped
93.6	Coring Started
64.4	Anchor Shoe Open
57.6	Marker 32
57.6	Core 32 at 2190.0(M)

PIP SUMMARY

Time Mark Every 60 S

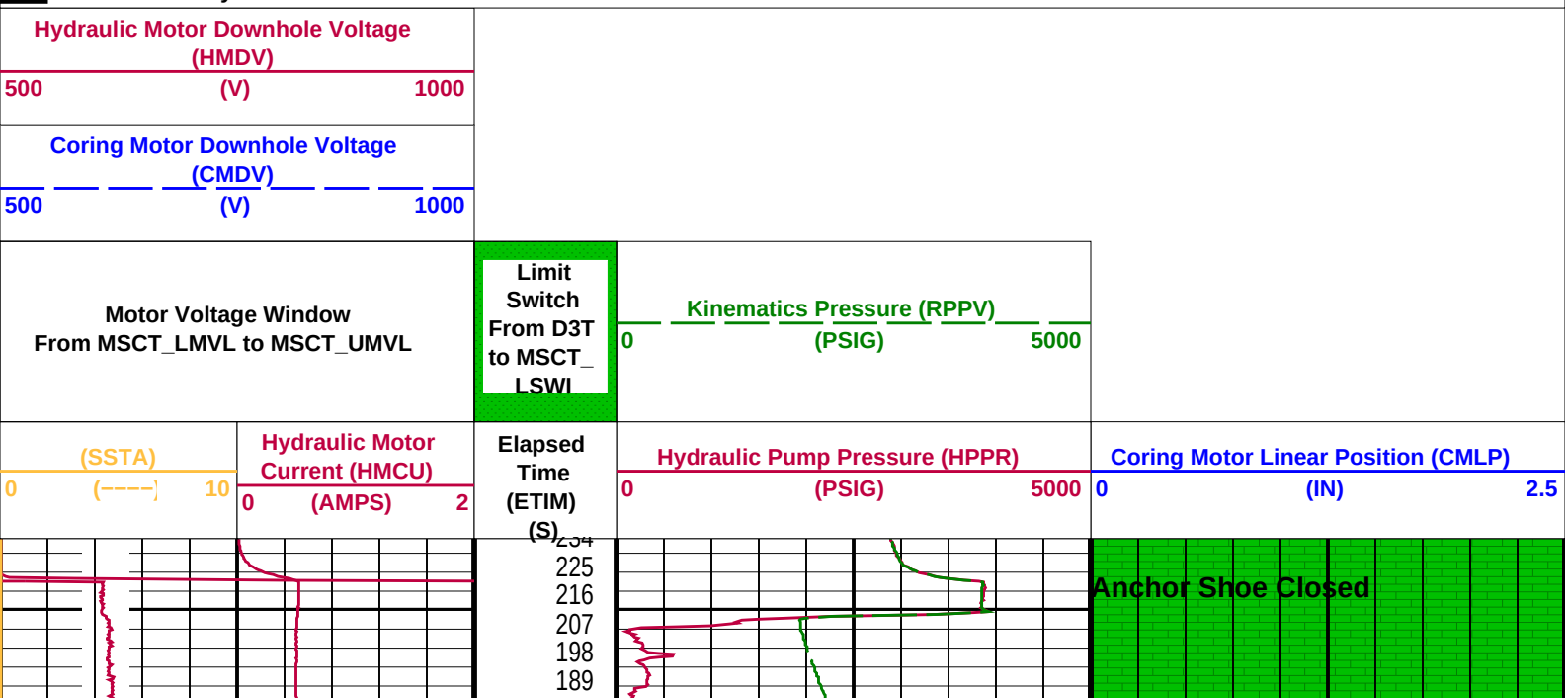

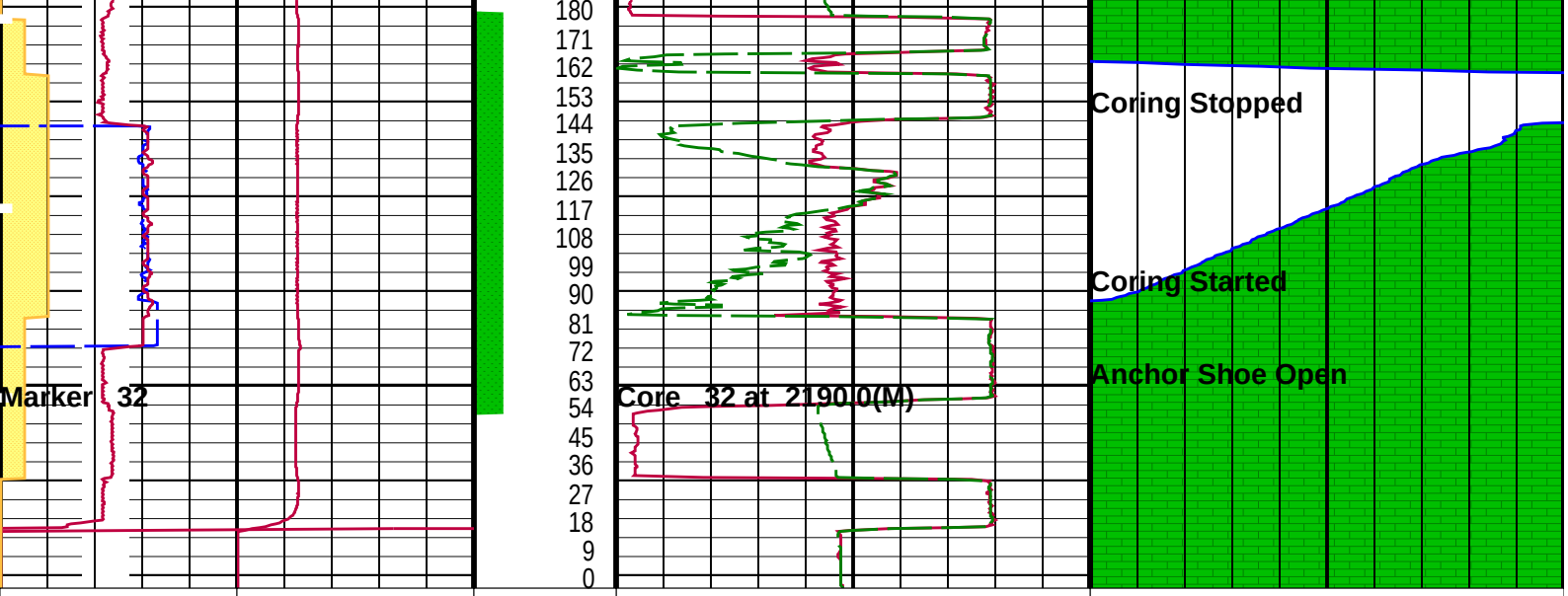

(SSTA)	Hydraulic Motor Current (HMCU)	Elapsed Time (ETIM) (S)	Hydraulic Pump Pressure (HPPR)	Coring Motor Linear Position (CMLP)
0 (----) 10	0 (AMPS) 2		0 (PSIG) 5000	0 (IN) 2.5

Motor Voltage Window From MSCT_LMVL to MSCT_UMVL	Limit Switch From D3T to MSCT_LSWI	Kinematics Pressure (RPPV)
		0 (PSIG) 5000

Coring Motor Downhole Voltage (CMDV)
500 (V) 1000

Hydraulic Motor Downhole Voltage (HMDV)
500 (V) 1000

PIP SUMMARY

Time Mark Every 60 S

Parameters

DLIS Name	Description	Value
	MSCT−AA: Mechanical Sidewall Coring Tool	
SOFF	Standoff	0 IN

Format: MSCT_CUSTOMER_Station Vertical Scale: 1" per 60S Graphics File Created: 15−Nov−2009 03:41

OP System Version: 17C0−154

MSCT−AA	17C0−154	SGT−P	17C0−154

Output DLIS Files

DEFAULT	MSCT_084LTP	FN:83	PRODUCER	15−Nov−2009 03:41

Company: Well:

Output DLIS Files

DEFAULT	MSCT_087LTP	FN:86	PRODUCER	15−Nov−2009 03:48	2149.0 M

Elapsed Time (s)	Event Summary

229.2	Anchor Shoe Closed
160.8	Coring Stopped
69.2	Coring Started
48.4	Anchor Shoe Open
41.2	Marker 33
41.2	Core 33 at 2149.0(M)

PIP SUMMARY

Time Mark Every 60 S

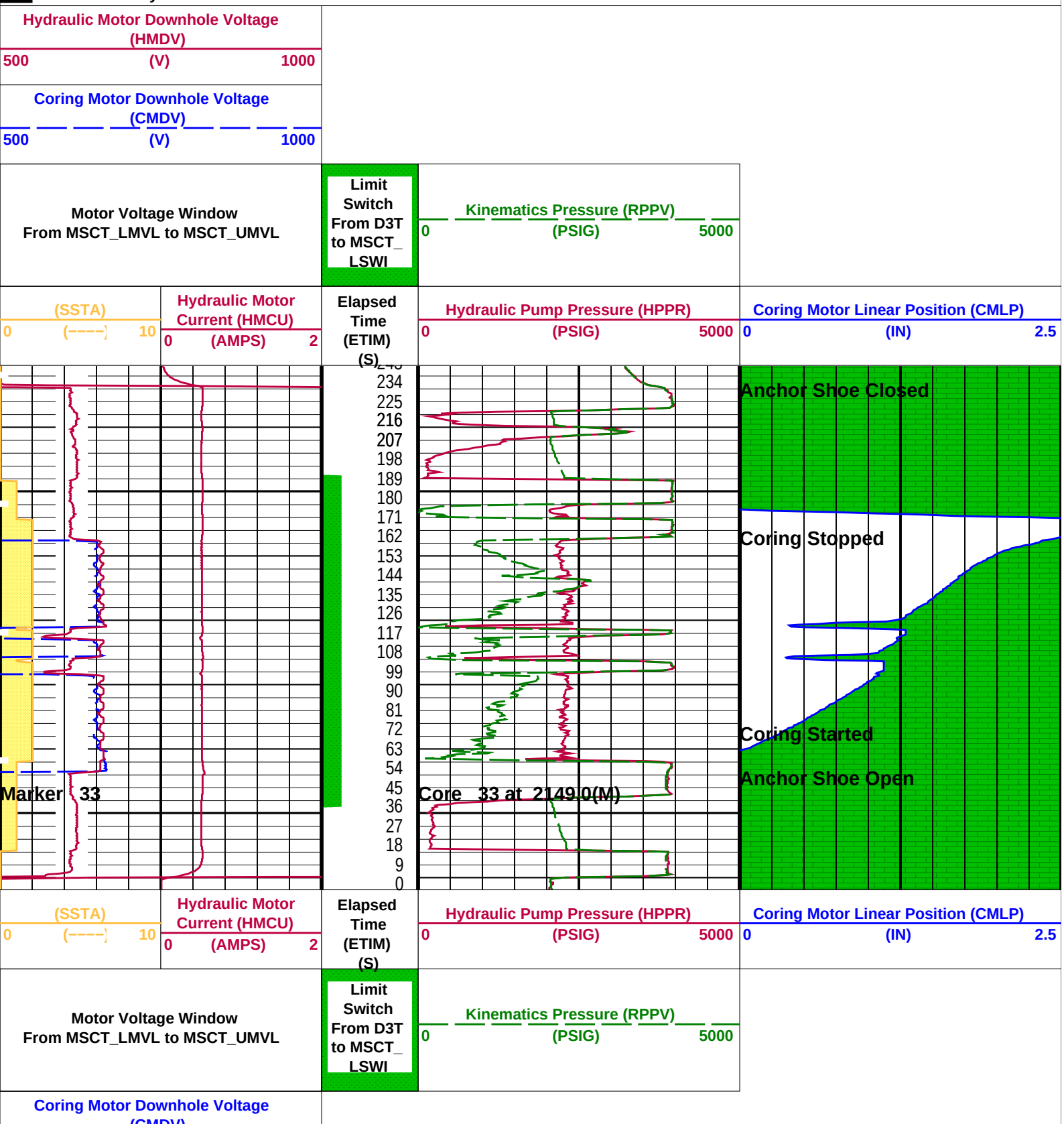

(CMDV)
500 (V) 1000

Hydraulic Motor Downhole Voltage (HMDV)
500 (V) 1000

PIP SUMMARY

Time Mark Every 60 S

Parameters

DLIS Name	Description	Value
SOFF	MSCT−AA: Mechanical Sidewall Coring Tool Standoff	0 IN

Format: MSCT_CUSTOMER_Station Vertical Scale: 1" per 60S Graphics File Created: 15−Nov−2009 03:48

OP System Version: 17C0−154

MSCT−AA	17C0−154	SGT−P	17C0−154

Output DLIS Files

DEFAULT	MSCT_087LTP	FN:86	PRODUCER	15−Nov−2009 03:48

Company: Well:

Output DLIS Files

DEFAULT	MSCT_090LTP	FN:89	PRODUCER	15−Nov−2009 03:56	2075.0 M

Elapsed Time (s)	Event Summary
181.2	Anchor Shoe Closed
110.0	Coring Stopped
72.4	Coring Started
47.2	Anchor Shoe Open
40.0	Marker 34
40.0	Core 34 at 2075.0(M)

PIP SUMMARY

Time Mark Every 60 S

Hydraulic Motor Downhole Voltage (HMDV)
500 (V) 1000

Coring Motor Downhole Voltage (CMDV)
500 (V) 1000

Motor Voltage Window
From MSCT_LMVL to MSCT_UMVL

Limit Switch From D3T to MSCT_LSWI

Kinematics Pressure (RPPV)
0 (PSIG) 5000

(SSTA)
0 (−−−−) 10

Hydraulic Motor Current (HMCU)
0 (AMPS) 2

Elapsed Time (ETIM)

Hydraulic Pump Pressure (HPPR)
0 (PSIG) 5000

Coring Motor Linear Position (CMLP)
0 (IN) 2.5

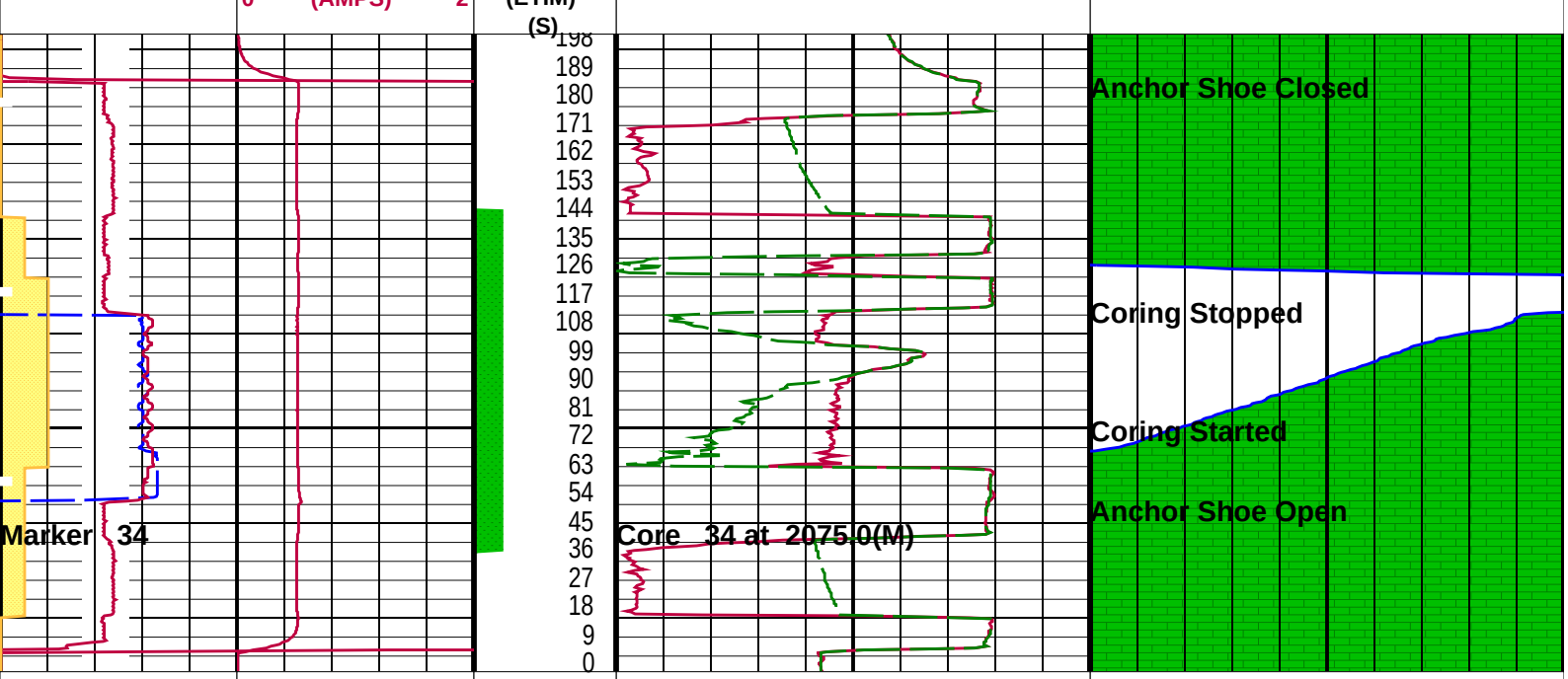

(SSTA)
0 (----) 10

Hydraulic Motor Current (HMCU)
0 (AMPS) 2

Elapsed Time (ETIM) (S)

Hydraulic Pump Pressure (HPPR)
0 (PSIG) 5000

Coring Motor Linear Position (CMLP)
0 (IN) 2.5

Motor Voltage Window
From MSCT_LMVL to MSCT_UMVL

Limit Switch From D3T to MSCT_LSWI

Kinematics Pressure (RPPV)
0 (PSIG) 5000

Coring Motor Downhole Voltage (CMDV)
500 (V) 1000

Hydraulic Motor Downhole Voltage (HMDV)
500 (V) 1000

PIP SUMMARY

Time Mark Every 60 S

Parameters

DLIS Name	Description	Value
	MSCT−AA: Mechanical Sidewall Coring Tool	
SOFF	Standoff	0 IN

Format: MSCT_CUSTOMER_Station Vertical Scale: 1" per 60S Graphics File Created: 15−Nov−2009 03:56

OP System Version: 17C0−154

MSCT−AA	17C0−154	SGT−P	17C0−154

Output DLIS Files

DEFAULT	MSCT_090LTP	FN:89	PRODUCER	15−Nov−2009 03:56

Company: Well:

Output DLIS Files

DEFAULT	MSCT_092LTP	FN:91	PRODUCER	15−Nov−2009 04:02	2040.0 M

Elapsed Time (s)	Event Summary
181.6	Anchor Shoe Closed
122.4	Coring Stopped
72.8	Coring Started
53.6	Anchor Shoe Open
46.8	Marker 35
46.8	Core 35 at 2040.0(M)

PIP SUMMARY

Time Mark Every 60 S



Hydraulic Motor Downhole Voltage (HMDV)		
500	(V)	1000

PIP SUMMARY

Time Mark Every 60 S

Parameters

DLIS Name	Description	Value	
SOFF	MSCT−AA: Mechanical Sidewall Coring Tool Standoff	0	IN

Format: MSCT_CUSTOMER_Station Vertical Scale: 1" per 60S Graphics File Created: 15−Nov−2009 04:02

OP System Version: 17C0−154

MSCT−AA	17C0−154	SGT−P	17C0−154

Output DLIS Files

DEFAULT	MSCT_092LTP	FN:91	PRODUCER	15−Nov−2009 04:02	

Schlumberger

GR Correlation

MAXIS Field Log

Company: Well:

Output DLIS Files

DEFAULT	MSCT_079LUP	FN:78	PRODUCER	15−Nov−2009 03:16	2296.7 M	2227.0 M

OP System Version: 17C0−154

MSCT−AA	17C0−154	SGT−P	17C0−154

Gamma Ray (GR) (GAPI)	Tension (TENS) (LBF)
0 — 150	0 — 8000



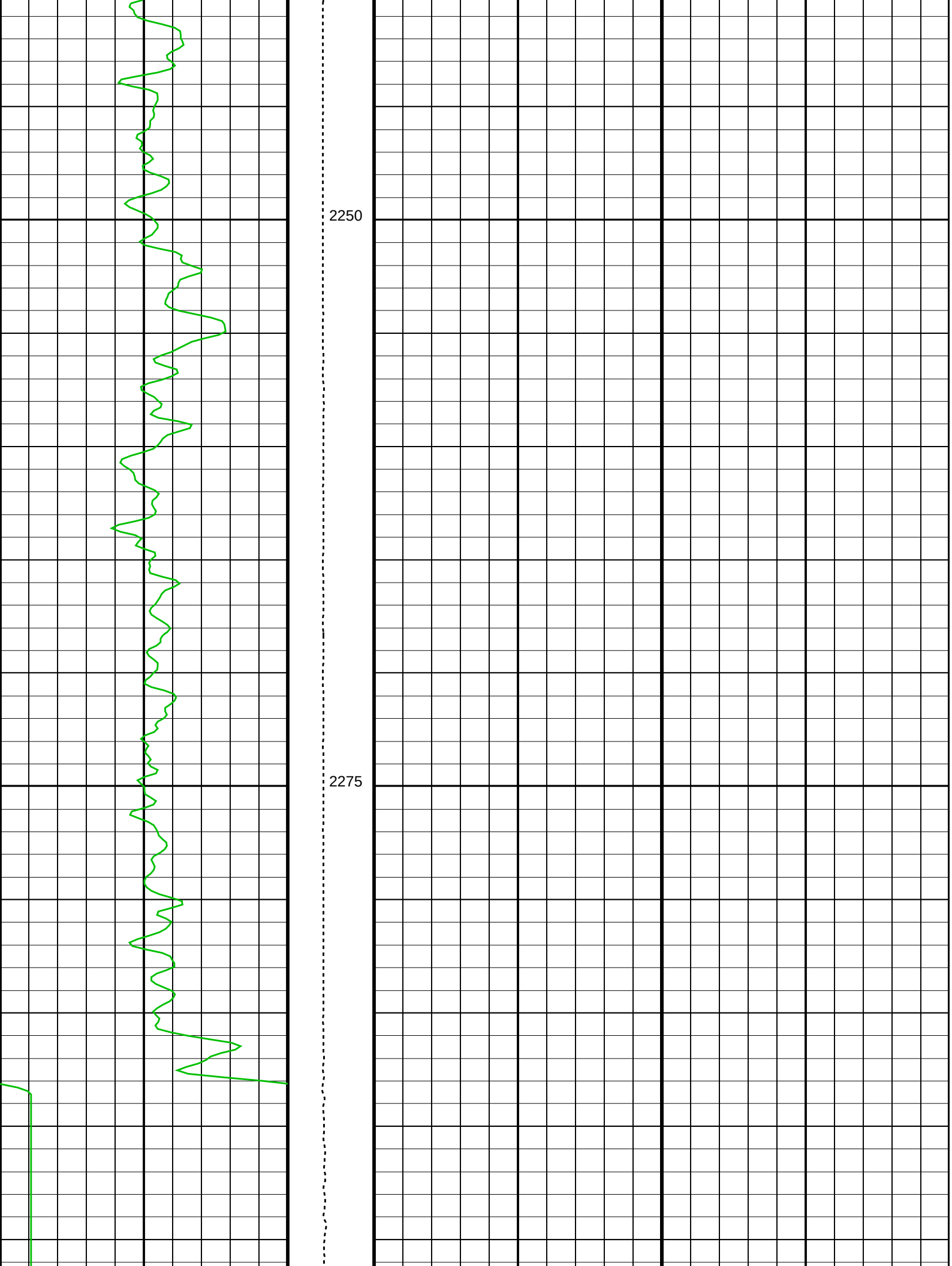
2250
2275

Gamma Ray (GR)			Tension (TENS) (LBF)
0	(GAPI)	150	0 8000

Format: CORRELATION Vertical Scale: 1:200 Graphics File Created: 15−Nov−2009 03:16

OP System Version: 17C0−154

MSCT−AA	17C0−154	SGT−P	17C0−154

Output DLIS Files

DEFAULT	MSCT_079LUP	FN:78	PRODUCER	15−Nov−2009 03:16

Company: Well:

Output DLIS Files

DEFAULT	MSCT_089LUP	FN:88	PRODUCER	15−Nov−2009 03:53

OP System Version: 17C0−154

MSCT−AA	17C0−154	SGT−P	17C0−154

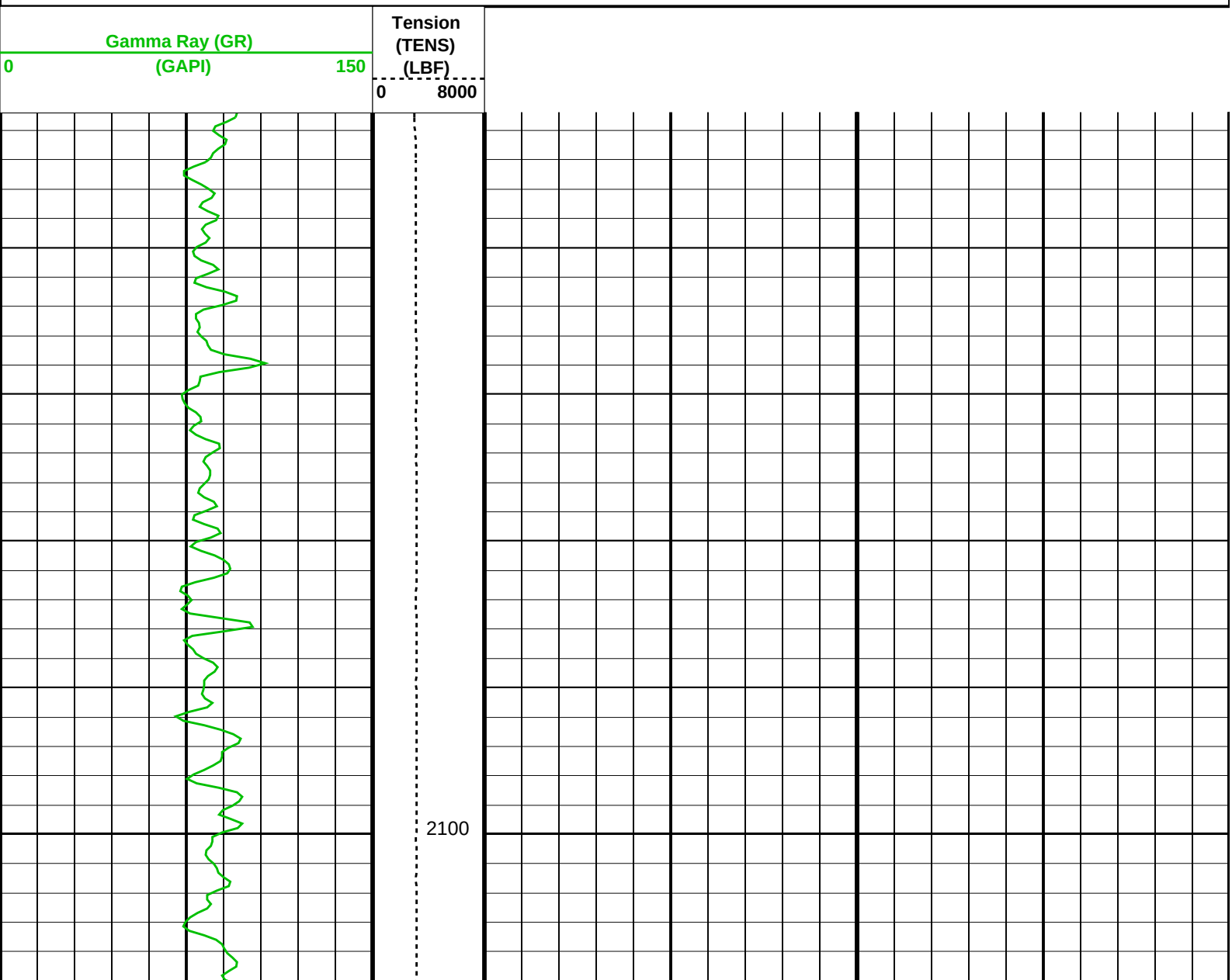

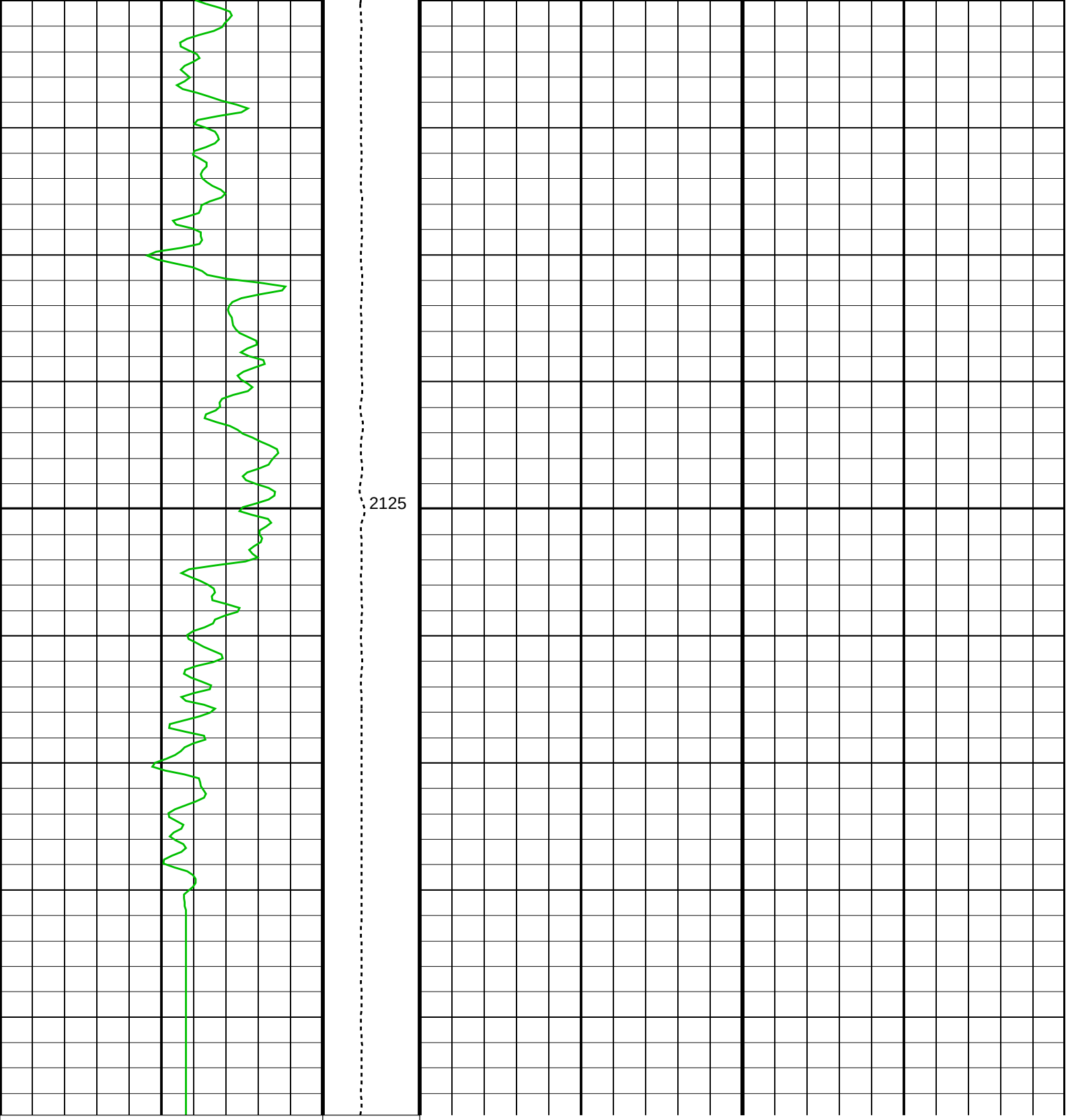

Format: CORRELATION Vertical Scale: 1:200 Graphics File Created: 15−Nov−2009 03:53

OP System Version: 17C0−154

MSCT−AA 17C0−154 SGT−P 17C0−154

Output DLIS Files

DEFAULT MSCT_089LUP FN:88 PRODUCER 15−Nov−2009 03:53

Company: Well:

Output DLIS Files

DEFAULT	MSCT_038LUP	FN:37	PRODUCER	14−Nov−2009 23:41	1628.4 M	1565.1 M

OP System Version: 17C0−154

MSCT−AA	17C0−154	SGT−P	17C0−154

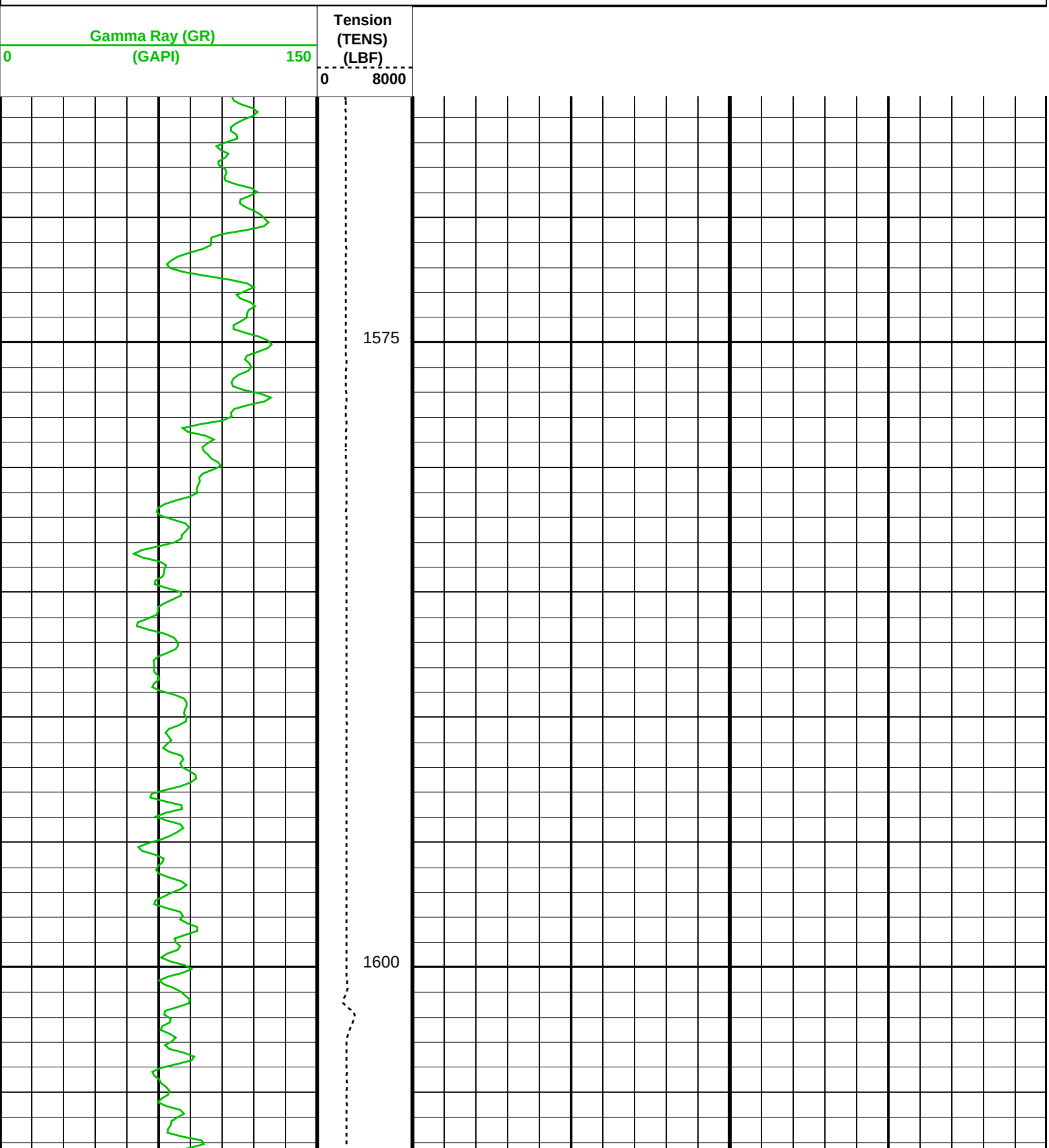

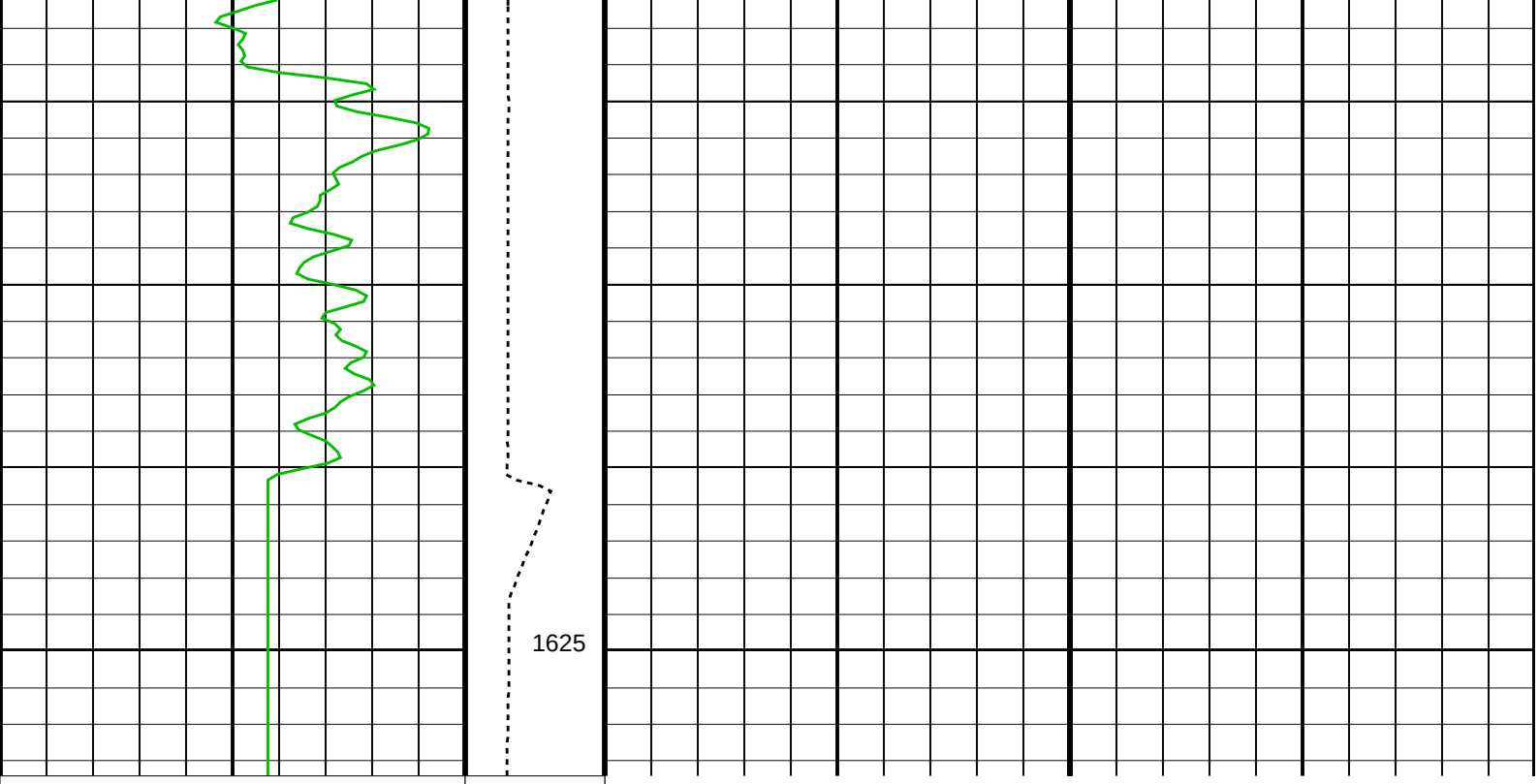

Gamma Ray (GR)			Tension (TENS) (LBF)	
0	(GAPI)	150	0	8000

Format: CORRELATION **Vertical Scale: 1:200** **Graphics File Created: 14−Nov−2009 23:41**

OP System Version: 17C0−154

MSCT−AA	**17C0−154**	**SGT−P**	**17C0−154**

Output DLIS Files

DEFAULT	**MSCT_038LUP**	**FN:37**	**PRODUCER**	**14−Nov−2009 23:41**

Schlumberger

Calibrations

MAXIS Field Log

Calibration and Check Summary

Measurement	Nominal	Master	Before	After	Change	Limit	Units
Mechanical Sidewall Coring Tool Wellsite Calibration − MSCT Piston Position Calibration							
Before: 14−Nov−2009 20:42							
Zero	0	N/A	0.5588	N/A	N/A	N/A	IN
Plus	2.140	N/A	2.676	N/A	N/A	N/A	IN
Scintillation Gamma−Ray − P Wellsite Calibration − Detector Calibration							
Before: 14−Nov−2009 20:54							
Gamma Ray (Jig − Bkg)	233.3	N/A	233.3	N/A	N/A	21.21	GAPI

Gamma Ray (Calibrated)	165.0	N/A	165.0	N/A	N/A	15.00	GAPI

Mechanical Sidewall Coring Tool / Equipment Identification

Primary Equipment:		
Mechanical Sidewall Corer Fifty Core Uni	MCFU − AA	17
Mechanical Sidewall Corer Mechanical Uni	MCMU − AA	174
Mechanical Sidewall Corer Bit	BIT − AA	
Mechanical Sidewall Corer Electronics Ca	MCEC − AA	181
Auxiliary Equipment:		
Electronics Cartridge Housing	ECH − KS	113

Scintillation Gamma−Ray − P / Equipment Identification

Primary Equipment:		
Scintillation Gamma Cartridge	SGC − V	10245
Scintillation Gamma Detector	SGD − TAB	
Auxiliary Equipment:		
Scintillation Gamma Housing	SGH − K	3037
Gamma Source Radioactive	GSR − U/Y	

Scintillation Gamma−Ray − P Wellsite Calibration

Detector Calibration

Phase	Gamma Ray Background GAPI	Value	Phase	Gamma Ray (Jig − Bkg) GAPI	Value	Phase	Gamma Ray (Calibrated) GAPI	Value
Before		6.701	Before		233.3	Before		165.0
0 (Minimum)	30.00 (Nominal) 120.0 (Maximum)		212.1 (Minimum)	233.3 (Nominal) 254.5 (Maximum)		150.0 (Minimum)	165.0 (Nominal) 180.0 (Maximum)	

Before: 14−Nov−2009 20:54

Company: **Lakes Oil N.L.**

Schlumberger

Well: **Wombat−4**
Field: **Wombat**
Rig: **Hunt #2**
Country: **Australia**

Mechanical Side Wall Coring Tool Log
Run 4